



Pettis County Ambulance District

Board Meeting

January 10, 2023

Public Packet

Mission Statement: "Compassionate care while providing excellence in service."



Pettis County Ambulance District

Regular Meeting Agenda

Meeting Type: Regular Meeting

Location: 400 S Kentucky St.
Sedalia, Mo. 65301

Date: 01-10-2023

Time: 6:00 PM

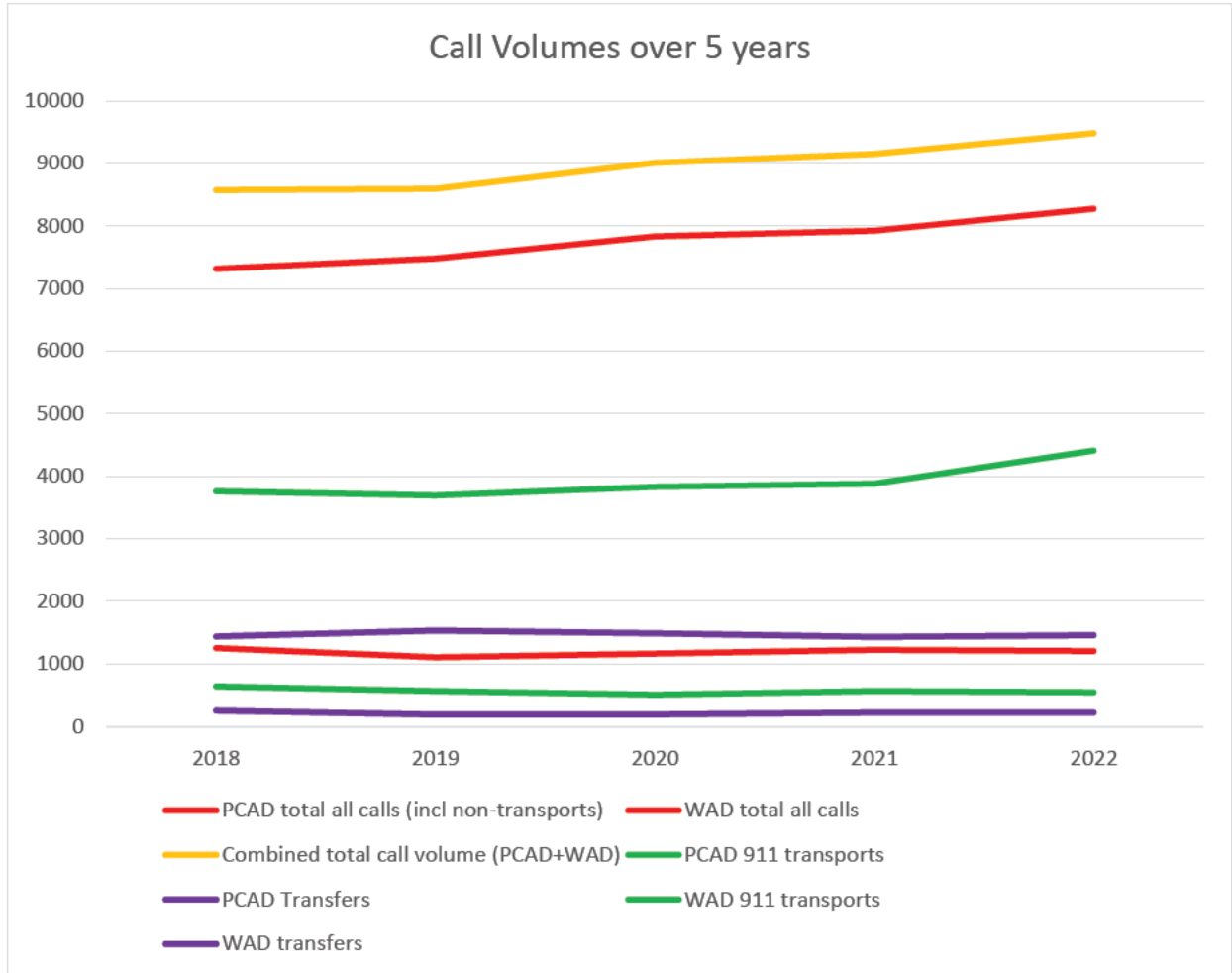
- I. Call to order
 - a. Roll call
 - b. Pledge of Allegiance / Moment of Silence
 - c. Motion to approve the agenda
 - d. Confirm the previous meeting minutes (page 2)
- II. Announce Visitors
- III. Public Comment
- IV. Reports of Officers
 - a. *EMS Chief Report (pages 3-7)*
 - b. *CFO Report (pages 8-31)*
 - c. *Approve Payment of Outstanding Bills (pages 32-41)*
- V. Unfinished Business
 - a. Election Certification (page 43)
 - b. Health Insurance Renewal - Update
 - c. Capital Expense Transfers (page 42)
 - d. Treasury Note Maturity 12.31.22
 - e. Small Claims (Insurance)
- VI. New Business
- VII. Closed Meeting pursuant to RSMo. 610.021 Section:
 - (1) *Legal actions, causes of action or litigation involving a public governmental body and any confidential or privileged communications between a public governmental body or its representatives and its attorneys.*
 - (9) *Preparation, including any discussions or work product, on behalf of a public governmental body or its representatives for negotiations with employee groups*
- VIII. Unfinished Business - Continued
 - a. Pettis County Joint Communications
 - b. Labor Agreement
 - c. Command Staff Rate Increase (Battalion Chiefs and Administrative Staff)
- IX. Announcements
- X. Adjournment



10 January 2023

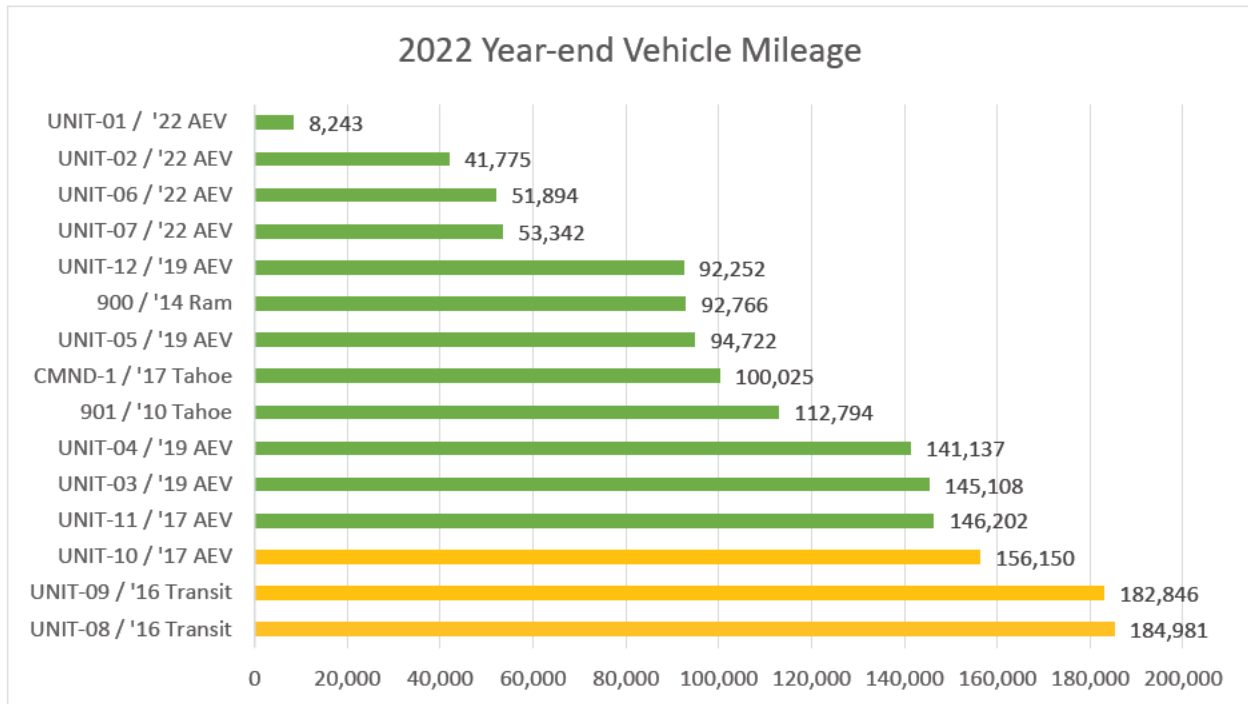
I. Operations

1. Call Volume through December 2022 (attached) & 5-year trend





1. Vehicle/Equipment Maintenance:
 - i. Vehicle mileage as of 31 December 2022



2. Operational changes: adapting transfer SOG to fit reimbursement / payment requirements
3. Major equipment: nothing pending
4. Work-related accidents / Worker’s Compensation: none







II. Administration

1. Building and Grounds (including radio towers)
 - i. Major/Minor projects, remodeling, repairs, etc.
 1. LED retrofit kits installed (HQ / bays / Education building)
 - ii. Utility / neighborhood issues – water usage fixed
2. Computer / Telephone Systems
 - i. Major/Minor upgrades or repairs: none pending
 - ii. Software/virus protection updates, etc.:
 1. The WEX Telematics System has now reached end of life. The last of active 3G towers are being deactivated by Verizon. All other 3G carriers were planned to be deactivated earlier in 2022. Sedalia's 3G coverage ended on the 2nd. Late last year it was decided that PCAD will be transitioning to AceTech for tracking which is already installed on several Units, however it is currently an unknown timeframe to get it implemented.



- 2. ImageTrend Elite (ePCR software):
 - a. Working towards getting Continuum software implemented:
www.imagetrend.com/solutions/continuum/
Timeline approx. 1-2 months

KEY FEATURES

 IMMEDIATE INSIGHT <p>Continuum delivers easily accessible information that can turn your data into wisdom. View gauges, maps, graphs, charts and more without having to build reports. It's that easy.</p>	 GET ALERTS <p>Choose from receiving automated notifications via text, email and/or view information on dashboards.</p>	 PLAYLISTS <p>Continuum has the ability to create playlists featuring charts and/or maps from a variety of domains to be shared on monitors at your stations, offices, websites or other locations.</p>
 PUBLIC-FACING OPTIONS <p>When the public or city officials need to stay informed, you can set up specific dashboards that are publicly available, while ensuring data security.</p>	 ACCREDITATION TOOL <p>With data available instantly, Continuum is easy to use, provides historical data and allows for quick adjustments to see exactly what you're looking for.</p>	 AUTOMATIC DELIVERY <p>Dashboards automatically update and allow you to drill down using filters. Playlists automatically refresh to view dashboards most relevant to your goals.</p>

Reminder: use PCAD email address / server for all business-related email (security/spam protection, Sunshine Law)

III. Activities

- 1. PCAD office will be closed Monday, January 16th in observation of Martin Luther King Jr. Day.

IV. Education

- 1. January training: AHA Basic Life Support (BLS) & AHA Advanced Cardiac Life Support (ACLS). Both courses scheduled throughout January

V. Legislative: nothing pending



VI. For Consideration by the Board

1. Local 5229: agenda item
2. Proposed policy changes: none pending
3. Personnel
 - i. FMLA: nothing pending
 - ii. Promotion / Demotion / Status Changes:
 1. Two PRN EMTs moving to FT
 2. Interviewing next week for EMT positions
 - iii. Hiring / Resignations / Terminations
 1. One FT medic leaving to operate his business full-time

[EOR]

Respectfully –

A handwritten signature in black ink, appearing to read "Eric Dirck".

Eric Dirck, PCAD EMS Chief

	Pettis County Ambulance District												CALL VOLUME REPORT	2022
PCAD 2022	JAN	FEB	MAR	APR	MAY	JUN	JUL	AUG	SEP	OCT	NOV	DEC	YTD	
Combined Total Call Volume (PCAD+WAD)	747	641	652	783	762	830	884	859	752	834	891	851	9486	
TOTAL CALL VOLUME	640	568	558	690	678	731	755	753	643	731	795	737	8279	
TRANSPORTS:														
TRANSFERS	118	95	90	140	124	152	150	153	106	128	120	83	1459	
911	351	293	293	324	322	377	402	423	338	389	448	435	4395	
FLIGHTS (transported from scene to LZ)	2	1	1	0	2	1	3	0	4	2	3	1	20	
TOTAL TRANSPORTS	471	389	384	464	448	530	555	576	448	519	571	519	5874	
Total Transports for <i>PRIOR</i> year/month	417	378	444	432	419	455	503	487	451	447	438	446		
NON-TRANSPORTS:														
Cardiac Arrest: no trans / att. resus.	1	7	5	3	2	2	0	3	2	4	2	1	32	
CANCELLED	39	40	43	58	62	50	45	30	47	38	41	48	541	
INVALID	2	8	6	6	8	9	14	3	4	8	7	8	83	
REFUSED or NO CARE NEEDED	120	113	109	152	152	128	132	132	131	147	172	152	1640	
STAND BY	7	11	10	7	6	11	9	7	10	15	2	9	104	
FLIGHTS, non-trans. (direct from scene)	0	0	1	0	0	1	0	2	1	0	0	0	5	
TOTAL NON-TRANSPORTS	169	179	174	226	230	201	200	177	195	212	224	218	2405	
Status Level Zero Events	2	0	1	4	0	1	2	1	0	5	2	0	18	
WINDSOR 2022														
	JAN	FEB	MAR	APR	MAY	JUN	JUL	AUG	SEP	OCT	NOV	DEC	YTD	
TOTAL CALL VOLUME	107	73	94	93	84	99	129	106	109	103	96	114	1207	
TRANSPORTS:														
TRANSFERS FROM BRHC	17	7	7	12	17	16	19	13	8	13	13	17	159	
TRANSFERS FROM GVMH	5	11	6	6	6	3	8	6	5	2	7	4	69	
911	42	29	44	46	38	47	56	40	55	52	49	55	553	
FLIGHTS (transported from scene to LZ)	0	0	0	1	1	0	0	0	2	2	0	0	6	
TOTAL TRANSPORTS	64	47	57	64	61	66	83	59	68	67	69	76	781	
Total Transports for <i>PRIOR</i> year/month	72	56	66	55	79	68	57	74	67	88	54	60		
NON-TRANSPORTS:														
Cardiac Arrest: no trans / att. resus.	1	0	0	2	0	0	0	0	0	0		3	6	
CANCELLED	9	6	6	6	2	2	16	14	7	9	4	4	85	
INVALID	7	1	3	3	2	5	5	4	4	5	1	5	45	
REFUSED or NO CARE NEEDED	26	19	28	17	18	26	24	29	29	18	22	26	282	
STAND BY	0	0	0	0	1	0	0	0	1	3	0	0	5	
FLIGHTS, non-trans. (direct from scene)	0	0	0	1	0	0	1	0	0	1	0	0	3	
TOTAL NON-TRANSPORTS	43	26	37	29	23	33	46	47	41	36	27	38	426	
Status Level Zero Events	4	1	7	9	7	13	16	8	6	18	10	19	118	
	JAN	FEB	MAR	APR	MAY	JUN	JUL	AUG	SEP	OCT	NOV	DEC	YTD	

11

Sales Tax Receipts for the PCAD								
Month	2018	2019	2020	2021	2022	Average	Monthly Variance Current Year vs. Prior Year	Monthly % Variance
January	\$ 221,040.34	\$ 275,238.22	\$ 257,466.62	\$ 264,396.90	\$ 286,392.33	\$ 260,906.88	\$ 21,995.43	8.32%
February	\$ 210,606.20	\$ 200,000.89	\$ 180,751.36	\$ 208,890.37	\$ 262,591.55	\$ 212,568.07	\$ 53,701.18	25.71%
March	\$ 307,626.21	\$ 292,433.84	\$ 292,431.19	\$ 323,556.95	\$ 321,103.39	\$ 307,430.32	\$ (2,453.56)	-0.76%
April	\$ 244,693.94	\$ 243,568.69	\$ 228,843.18	\$ 247,428.63	\$ 280,073.19	\$ 248,921.53	\$ 32,644.56	13.19%
May	\$ 170,371.07	\$ 169,357.50	\$ 209,801.88	\$ 273,856.59	\$ 249,464.73	\$ 214,570.35	\$ (24,391.86)	-8.91%
June	\$ 275,311.32	\$ 333,280.01	\$ 292,510.84	\$ 400,063.25	\$ 361,791.03	\$ 332,591.29	\$ (38,272.22)	-9.57%
July	\$ 325,223.95	\$ 288,954.03	\$ 292,022.40	\$ 303,705.65	\$ 318,000.98	\$ 305,581.40	\$ 14,295.33	4.71%
August	\$ 188,631.41	\$ 191,437.41	\$ 230,101.25	\$ 260,374.65	\$ 349,777.74	\$ 244,064.49	\$ 89,403.09	34.34%
September	\$ 323,655.40	\$ 314,866.58	\$ 371,721.16	\$ 384,175.99	\$ 355,188.07	\$ 349,921.44	\$ (28,987.92)	-7.55%
October	\$ 237,075.66	\$ 229,876.83	\$ 287,801.16	\$ 333,559.60	\$ 346,463.60	\$ 286,955.37	\$ 12,904.00	3.87%
November	\$ 198,226.38	\$ 186,018.04	\$ 208,585.94	\$ 235,401.66	\$ 288,647.84	\$ 223,375.97	\$ 53,246.18	22.62%
December	\$ 301,219.16	\$ 280,878.86	\$ 324,388.35	\$ 378,752.50	\$ 352,723.94	\$ 327,592.56	\$ (26,028.56)	-6.87%
Total	\$ 3,003,681.04	\$ 3,005,910.90	\$ 3,176,425.33	\$ 3,614,162.74	\$ 3,772,218.39			
Difference from Previous Year	\$ 36,792.02	\$ 2,229.86	\$ 170,514.43	\$ 437,737.41	\$ 158,055.65			
Percent +/-	1.24%	0.07%	5.67%	13.78%	4.37%			
YEAR TO DATE AMOUNTS OF PCAD SALES TAX RECEIPTS								
MONTH	2018 YTD	2019 YTD	2020 YTD	2021 YTD	2022 YTD	CURRENT YEAR VARIANCE	YTD % VARIANCE	
JAN	\$ 221,040.34	\$ 275,238.22	\$ 257,466.62	\$ 264,396.90	\$ 286,392.33	\$ 21,995.43	8.32%	
FEB	\$ 431,646.54	\$ 475,239.11	\$ 438,217.98	\$ 473,287.27	\$ 548,983.88	\$ 75,696.61	15.99%	
MAR	\$ 739,272.75	\$ 767,672.95	\$ 730,649.17	\$ 796,844.22	\$ 870,087.27	\$ 73,243.05	9.19%	
APR	\$ 983,966.69	\$ 1,011,241.64	\$ 959,492.35	\$ 1,044,272.85	\$ 1,150,160.46	\$ 105,887.61	10.14%	
MAY	\$ 1,154,337.76	\$ 1,180,599.14	\$ 1,169,294.23	\$ 1,318,129.44	\$ 1,399,625.19	\$ 81,495.75	6.18%	
JUN	\$ 1,429,649.08	\$ 1,513,879.15	\$ 1,461,805.07	\$ 1,718,192.69	\$ 1,761,416.22	\$ 43,223.53	2.52%	
JUL	\$ 1,754,873.03	\$ 1,802,833.18	\$ 1,753,827.47	\$ 2,021,898.34	\$ 2,079,417.20	\$ 57,518.86	2.84%	
AUG	\$ 1,943,504.44	\$ 1,994,270.59	\$ 1,983,928.72	\$ 2,282,272.99	\$ 2,429,194.94	\$ 146,921.95	6.44%	
SEP	\$ 2,267,159.84	\$ 2,309,137.17	\$ 2,355,649.88	\$ 2,666,448.98	\$ 2,784,383.01	\$ 117,934.03	4.42%	
OCT	\$ 2,504,235.50	\$ 2,539,014.00	\$ 2,643,451.04	\$ 3,000,008.58	\$ 3,130,846.61	\$ 130,838.03	4.36%	
NOV	\$ 2,702,461.88	\$ 2,725,032.04	\$ 2,852,036.98	\$ 3,235,410.24	\$ 3,419,494.45	\$ 184,084.21	5.69%	
DEC	\$ 3,003,681.04	\$ 3,005,910.90	\$ 3,176,425.33	\$ 3,614,162.74	\$ 3,772,218.39	\$ 158,055.65	4.37%	

PETTIS COUNTY AMBULANCE DISTRICT
Budget Performance YTD
January through November 2022

	<u>Jan - Nov 22</u>	<u>YTD Budget</u>	<u>\$ Over Budget</u>	<u>% of Budget</u>
Operating Revenue				
Provider Relief Fund Payment	314,118.91	0.00	314,118.91	100.0%
Prior Year Carryforward	728,000.00	728,000.00	0.00	100.0%
Donation Received	1,000.00	0.00	1,000.00	100.0%
Sales Tax Revenues	3,419,702.86	3,231,976.64	187,726.22	105.81%
Service Fees	3,226,315.31	2,900,778.18	325,537.13	111.22%
Special Events	7,000.00	5,000.00	2,000.00	140.0%
GEMT Revenue	161,614.16	160,000.00	1,614.16	101.01%
Windsor Annual Payment	285,117.23	256,031.91	29,085.32	111.36%
Total Operating Revenue	8,142,868.47	7,281,786.73	861,081.74	111.83%
Operating Expense				
Ambulance Operations	435,040.47	401,965.83	33,074.64	108.23%
Bank Service Charges	329.11	1,100.00	-770.89	29.92%
Board of Directors Expense	2,318.36	7,000.00	-4,681.64	33.12%
Capital Purchase Expenses	390,880.74	1,340,279.08	-949,398.34	29.16%
Collection Fees	5,828.23	7,333.33	-1,505.10	79.48%
Communications	215,426.35	216,791.67	-1,365.32	99.37%
Dues & Subscriptions	10,915.82	11,000.00	-84.18	99.24%
Employee	4,619,595.31	4,682,266.17	-62,670.86	98.66%
Information Technology	44,349.60	58,306.16	-13,956.56	76.06%
Insurance Expense	242,787.71	261,900.00	-19,112.29	92.7%
Office Expense	5,932.67	5,957.84	-25.17	99.58%
Operating Expense	26,390.56	39,316.67	-12,926.11	67.12%
Professional Fees	155,596.63	173,034.13	-17,437.50	89.92%
Public Relations	98.78	916.67	-817.89	10.78%
Repairs and Maintenance	24,290.87	15,125.00	9,165.87	160.6%
Rent Expense	5,463.27	5,368.00	95.27	101.78%
TIF Expense	9,789.86	2,750.00	7,039.86	356.0%
Training	23,041.88	28,252.87	-5,210.99	81.56%
Utilities	47,943.75	47,791.67	152.08	100.32%
Total Operating Expense	6,266,019.97	7,306,455.09	-1,040,435.12	85.76%
Net Operating Revenue	1,876,848.50	-24,668.36	1,901,516.86	-7,608.32%
Non-Operating Revenue				
Other Income	4.47	0.00	4.47	100.0%
Safety Dividend	20,120.80	0.00	20,120.80	100.0%
Fines & Penalties Recoupment	230,244.46	0.00	230,244.46	100.0%
Gain/Loss on Asset Disposition	8,917.93	0.00	8,917.93	100.0%
Interest Income	56,399.66	3,666.67	52,732.99	1,538.17%
Rebate Credit Card	1,523.93	1,375.00	148.93	110.83%
Total Non-Operating Revenue	317,211.25	5,041.67	312,169.58	6,291.79%
Net of Revenues & Expenses	2,194,059.75	-19,626.69	2,213,686.44	-11,178.96%

PETTIS COUNTY AMBULANCE DISTRICT
Budget Performance
 January through November 2022

	<u>Jan - Nov 22</u>	<u>Annual Budget</u>	<u>\$ Over Budget</u>	<u>% of Budget</u>
Operating Revenue				
Provider Relief Fund Payment	314,118.91	0.00	314,118.91	100.0%
Prior Year Carryforward	728,000.00	728,000.00	0.00	100.0%
Donation Received	1,000.00	0.00	1,000.00	100.0%
Sales Tax Revenues	3,419,702.86	3,610,908.97	-191,206.11	94.71%
Service Fees				
Facility	4,256.71	2,000.00	2,256.71	212.84%
Insurance Payments				
Third Party Liability	18,909.32	20,000.00	-1,090.68	94.55%
Veteran's Administration	0.00	55,000.00	-55,000.00	0.0%
Insurance Payments - Other	1,125,927.37	970,000.00	155,927.37	116.08%
Total Insurance Payments	1,144,836.69	1,045,000.00	99,836.69	109.55%
Medicaid				
Managed Care	162,813.47	80,000.00	82,813.47	203.52%
Provider Tax & Fees	-94,665.38	-125,000.00	30,334.62	75.73%
Medicaid - Other	668,017.58	690,000.00	-21,982.42	96.81%
Total Medicaid	736,165.67	645,000.00	91,165.67	114.13%
Medicare	807,139.20	922,211.12	-115,071.92	87.52%
Private Pay				
Collections	36,817.83	30,000.00	6,817.83	122.73%
Private Pay - Other	201,472.17	225,000.00	-23,527.83	89.54%
Total Private Pay	238,290.00	255,000.00	-16,710.00	93.45%
Other Gov Pmts	304,888.29	320,000.00	-15,111.71	95.28%
Refund	-9,261.25	-25,000.00	15,738.75	37.05%
Total Service Fees	3,226,315.31	3,164,211.12	62,104.19	101.96%
Special Events	7,000.00	5,000.00	2,000.00	140.0%
GEMT Revenue	161,614.16	160,000.00	1,614.16	101.01%
Windsor Annual Payment	285,117.23	256,031.91	29,085.32	111.36%
Total Operating Revenue	8,142,868.47	7,924,152.00	218,716.47	102.76%
Operating Expense				
Ambulance Operations				
Ambulance & Vehicle Fuel	144,800.00	120,000.00	24,800.00	120.67%
Ambulance & Vehicle Maintenance	49,725.46	40,000.00	9,725.46	124.31%
EMS Equipment Maintenance	31,425.73	31,000.00	425.73	101.37%
Medical Supplies	171,588.19	204,471.81	-32,883.62	83.92%
Medical Waste	2,680.00	3,500.00	-820.00	76.57%
Oxygen	34,821.09	40,000.00	-5,178.91	87.05%
Total Ambulance Operations	435,040.47	438,971.81	-3,931.34	99.1%
Bank Service Charges				
Credit Card Machine	329.11	1,200.00	-870.89	27.43%
Total Bank Service Charges	329.11	1,200.00	-870.89	27.43%
Board of Directors Expense				
Board Training	0.00	500.00	-500.00	0.0%
Election Costs	2,318.36	6,500.00	-4,181.64	35.67%
Total Board of Directors Expense	2,318.36	7,000.00	-4,681.64	33.12%
Capital Purchase Expenses				
Real Estate Purchases	0.00	715,000.00	-715,000.00	0.0%
Ambulance Purchases	250,056.85	500,944.00	-250,887.15	49.92%
EMS Equipment	81,809.12	86,777.54	-4,968.42	94.28%
Facility Improvements	59,014.77	94,401.09	-35,386.32	62.52%
Total Capital Purchase Expenses	390,880.74	1,397,122.63	-1,006,241.89	27.98%

PETTIS COUNTY AMBULANCE DISTRICT
Budget Performance
 January through November 2022

	<u>Jan - Nov 22</u>	<u>Annual Budget</u>	<u>\$ Over Budget</u>	<u>% of Budget</u>
Collection Fees	5,828.23	8,000.00	-2,171.77	72.85%
Communications				
Cell Phone & Mobile Data	16,477.42	20,000.00	-3,522.58	82.39%
Dispatch Software Expense	17,688.00	17,500.00	188.00	101.07%
Dispatcher Fees	137,500.00	150,000.00	-12,500.00	91.67%
EMS Radios Equipment	407.40	2,000.04	-1,592.64	20.37%
Radio Repair	2,908.12	999.96	1,908.16	290.82%
Telephone & Internet	40,445.41	46,000.00	-5,554.59	87.93%
Total Communications	215,426.35	236,500.00	-21,073.65	91.09%
Dues & Subscriptions	10,915.82	11,000.00	-84.18	99.24%
Employee				
Employee Benefits				
Insurance				
Dental Insurance Premium	9,293.12	14,000.00	-4,706.88	66.38%
Employee Life / Injury	1,632.30	2,000.00	-367.70	81.62%
Health Insurance Premium	502,035.09	652,404.40	-150,369.31	76.95%
Vision Plan VSP	2,945.22	4,000.00	-1,054.78	73.63%
Total Insurance	515,905.73	672,404.40	-156,498.67	76.73%
Retirement Contributions				
457 Participant Fee	2,544.00	4,000.00	-1,456.00	63.6%
Retirement Contributions - Other	112,918.76	116,063.47	-3,144.71	97.29%
Total Retirement Contributions	115,462.76	120,063.47	-4,600.71	96.17%
Total Employee Benefits	631,368.49	792,467.87	-161,099.38	79.67%
Payroll Expenses				
Convenience Fee MODOR	5.50	6.00	-0.50	91.67%
Direct Deposit Fees	1,747.00	1,500.00	247.00	116.47%
FICA Expense	284,807.01	294,352.84	-9,545.83	96.76%
Wages & Salaries				
EPSL COVID 19	26,986.54	0.00	26,986.54	100.0%
EMT Wages	1,039,663.93	1,012,978.97	26,684.96	102.63%
Paramedic Wages	2,165,949.88	2,348,265.87	-182,315.99	92.24%
Wages & Salaries - Other	449,116.47	603,785.75	-154,669.28	74.38%
Total Wages & Salaries	3,681,716.82	3,965,030.59	-283,313.77	92.86%
Total Payroll Expenses	3,968,276.33	4,260,889.43	-292,613.10	93.13%
Mileage Reimbursement	17.55	0.00	17.55	100.0%
Employee Recognition	2,946.00	2,000.00	946.00	147.3%
Background Checks	149.95	600.00	-450.05	24.99%
Functional Capacity Testing	1,575.00	3,500.00	-1,925.00	45.0%
Pre-Employment Drug Test	168.00	1,200.00	-1,032.00	14.0%
Random Drug Testing	226.00	5,000.00	-4,774.00	4.52%
Uniforms	14,867.99	30,000.00	-15,132.01	49.56%
Total Employee	4,619,595.31	5,095,657.30	-476,061.99	90.66%
Information Technology				
Computer Purchase	2,024.56	7,800.00	-5,775.44	25.96%
Computer repair / equipment	2,402.47	7,000.00	-4,597.53	34.32%
Software (SaaS)	39,922.57	48,806.72	-8,884.15	81.8%
Total Information Technology	44,349.60	63,606.72	-19,257.12	69.73%
Insurance Expense				
Deductible	2,000.00	0.00	2,000.00	100.0%
Board / Adm Bonds	718.00	800.00	-82.00	89.75%
Service Liability				
Cyber Liability	2,987.31	2,987.31	0.00	100.0%

PETTIS COUNTY AMBULANCE DISTRICT
Budget Performance
 January through November 2022

	<u>Jan - Nov 22</u>	<u>Annual Budget</u>	<u>\$ Over Budget</u>	<u>% of Budget</u>
General Liability	69,016.00	69,016.00	0.00	100.0%
Auto	61,824.00	59,776.69	2,047.31	103.43%
Umbrella	19,320.00	19,320.00	0.00	100.0%
Total Service Liability	153,147.31	151,100.00	2,047.31	101.36%
Workers Comp	86,922.40	120,000.00	-33,077.60	72.44%
Total Insurance Expense	242,787.71	271,900.00	-29,112.29	89.29%
Office Expense				
Shredding Service	3,031.74	3,000.00	31.74	101.06%
Office Supplies	1,544.82	2,500.00	-955.18	61.79%
Postage	1,356.11	1,000.00	356.11	135.61%
Total Office Expense	5,932.67	6,500.00	-567.33	91.27%
Operating Expense				
Employee Meetings	539.28	2,000.00	-1,460.72	26.96%
Advertising and Promotion	639.32	1,000.00	-360.68	63.93%
Excise Tax	100.44	0.00	100.44	100.0%
Janitorial	8,521.29	10,200.00	-1,678.71	83.54%
Licenses & Permits	836.00	600.00	236.00	139.33%
Supplies	15,754.23	30,000.00	-14,245.77	52.51%
Total Operating Expense	26,390.56	43,800.00	-17,409.44	60.25%
Professional Fees				
Accounting CPA	14,000.00	10,000.00	4,000.00	140.0%
Attorney Fees	8,337.50	15,000.00	-6,662.50	55.58%
Attorney Retainer	950.00	1,000.00	-50.00	95.0%
Medical Director Fee	24,000.00	25,000.00	-1,000.00	96.0%
Patient Billing Expense	108,309.13	136,764.50	-28,455.37	79.19%
Total Professional Fees	155,596.63	187,764.50	-32,167.87	82.87%
Public Relations	98.78	1,000.00	-901.22	9.88%
Repairs and Maintenance				
Education Building	4,484.17	1,000.00	3,484.17	448.42%
Hwy TT	10,775.04	6,000.00	4,775.04	179.58%
Main Building	7,874.77	8,000.00	-125.23	98.44%
Windsor	1,156.89	1,500.00	-343.11	77.13%
Total Repairs and Maintenance	24,290.87	16,500.00	7,790.87	147.22%
Rent Expense				
Culligan Water/Softener	4,071.11	4,500.00	-428.89	90.47%
Ice Machine	1,392.16	1,356.00	36.16	102.67%
Total Rent Expense	5,463.27	5,856.00	-392.73	93.29%
TIF Expense	9,789.86	3,000.00	6,789.86	326.33%
Training				
Adjunct Instructors	0.00	2,000.00	-2,000.00	0.0%
Community Outreach Training	0.00	600.00	-600.00	0.0%
Conferences/Outside Courses	4,550.76	6,310.00	-1,759.24	72.12%
Management/Supervisor Training	7,874.31	9,632.00	-1,757.69	81.75%
Training Material	10,616.81	10,000.00	616.81	106.17%
Total Training	23,041.88	28,542.00	-5,500.12	80.73%
Utilities				
Electric Service	25,704.55	30,000.00	-4,295.45	85.68%
Gas	11,097.94	10,000.00	1,097.94	110.98%
Television	4,929.33	6,000.00	-1,070.67	82.16%
Trash Pickup	2,501.00	1,500.00	1,001.00	166.73%
Water	3,710.93	4,500.00	-789.07	82.47%
Total Utilities	47,943.75	52,000.00	-4,056.25	92.2%

PETTIS COUNTY AMBULANCE DISTRICT
Budget Performance
January through November 2022

	<u>Jan - Nov 22</u>	<u>Annual Budget</u>	<u>\$ Over Budget</u>	<u>% of Budget</u>
Total Expense	6,266,019.97	7,875,920.96	-1,609,900.99	79.56%
Net Operating Revenue	1,876,848.50	48,231.04	1,828,617.46	3,891.37%
Non-Operating Revenue				
Other Income	4.47	0.00	4.47	100.0%
Safety Dividend	20,120.80	0.00	20,120.80	100.0%
Fines & Penalties Recoupment	230,244.46	0.00	230,244.46	100.0%
Gain/Loss on Asset Disposition	8,917.93	15,000.00	-6,082.07	59.45%
Interest Income	56,399.66	4,000.00	52,399.66	1,409.99%
Rebate Credit Card	1,523.93	1,500.00	23.93	101.6%
Total Non-Operating Revenue	317,211.25	20,500.00	296,711.25	1,547.37%
Net of Revenues and Expenses	<u>2,194,059.75</u>	<u>68,731.04</u>	<u>2,125,328.71</u>	<u>3,192.24%</u>

PCAD
CAPITAL EXPENSES
11/30/2022

AMBULANCE PURCHASES

	BUDGET	YTD	BUDGET VARIANCE
UNIT 1 REPLACEMENT	\$ 235,472.00	\$ 235,802.00	\$ (330.00)
UNIT 1 RADIO/COM EQUIPMENT	\$ 15,000.00	\$ 8,355.85	\$ 6,644.15
UNIT 8/9 REPLACEMENT	\$ 235,472.00	\$ -	\$ 235,472.00
UNIT RADIO COM EQUIPMENT	\$ 15,000.00	\$ 5,899.00	\$ 9,101.00
	<u>\$ 500,944.00</u>	<u>\$ 250,056.85</u>	<u>\$ 250,887.15</u>

FACILITY IMPROVEMENTS

MEDICATION REFRIGERATOR	\$ 1,500.00	\$ -	\$ 1,500.00
TRAINING MANIKIN	\$ 17,000.00	\$ 18,084.84	\$ (1,084.84)
TREADMILL	\$ 5,500.00	\$ -	\$ 5,500.00
MATTRESS/BOXSPRINGS	\$ 4,000.00	\$ 6,200.00	\$ (2,200.00)
SECURITY DOOR FOB SYSTEM	\$ 13,401.09	\$ 13,880.93	\$ (479.84)
BAY WINDOW REPLACEMENT	\$ 13,000.00	\$ 12,899.00	\$ 101.00
RAMP AND GARAGE DOORS HQ BAY	\$ 8,000.00	\$ 7,950.00	\$ 50.00
HAND RECIEVERS EDU	\$ 2,000.00	\$ -	\$ 2,000.00
HWY TT RETROFIT	\$ 30,000.00	\$ -	\$ 30,000.00
	<u>\$ 94,401.09</u>	<u>\$ 59,014.77</u>	<u>\$ 35,386.32</u>

EMS EQUIPMENT

MOBILE RADIO	\$ 5,414.29	\$ 7,949.95	\$ (2,535.66)
APX8000 PORTABLE RADIOS (4) USED	\$ 14,000.00	\$ 13,907.00	\$ 93.00
APX7500 DIGITAL RADIOS (2) USED HQ & BACKUP	\$ -	\$ 3,859.98	\$ (3,859.98)
POWER COT (ORDERED)	\$ 24,188.05	\$ 24,188.05	\$ -
(5) STAIR CHAIRS (ORDERED)	\$ 17,812.50	\$ 17,812.49	\$ 0.01
(5) MCGRATH LAYRNGOSCOPES (ORDERED)	\$ 15,362.70	\$ 14,017.90	\$ 1,344.80
LED LIGHT UPGRADE	\$ 5,000.00	\$ 73.75	\$ 4,926.25
AED	\$ 2,000.00	\$ -	\$ 2,000.00
IV PUMP	\$ 3,000.00	\$ -	\$ 3,000.00
TOTAL	<u>\$ 86,777.54</u>	<u>\$ 81,809.12</u>	<u>\$ 4,968.42</u>

SATELLITE STATION

SW STATION (ST 3)	\$ 715,000.00	\$ -	\$ 715,000.00
	<u>\$ 715,000.00</u>	<u>\$ -</u>	<u>\$ 715,000.00</u>

TOTALS

AMBULANCE PURCHASES	\$ 500,944.00	\$ 250,056.85	\$ 250,887.15
FACILITY IMPROVEMENTS	\$ 94,401.09	\$ 59,014.77	\$ 35,386.32
EMS EQUIPMENT	\$ 86,777.54	\$ 81,809.12	\$ 4,968.42
SATELLITE STATION	\$ 715,000.00	\$ -	\$ 715,000.00
TOTAL CAPITAL PURCHASE EXPENSE	<u>\$ 1,397,122.63</u>	<u>\$ 390,880.74</u>	<u>\$ 1,006,241.89</u>

DISPATCH SOFTWARE EXPENSE

CAD INTEGRATION	\$ 17,500.00	\$ 17,373.00	\$ 127.00
TOTAL DISPATCH SOFTWARE EXPENSE	<u>\$ 17,500.00</u>	<u>\$ 17,373.00</u>	<u>\$ 127.00</u>

PETTIS COUNTY AMBULANCE DISTRICT
Balance Sheet Prev Year Comparison
As of November 30, 2022

	<u>Nov 30, 22</u>	<u>Nov 30, 21</u>	<u>\$ Change</u>	<u>% Change</u>
ASSETS				
Current Assets				
Checking/Savings				
FSA/HSA/HRA	43,590.42	46,941.30	-3,350.88	-7.14%
Central Bank of Sedalia	3,133,121.87	2,333,255.25	799,866.62	34.28%
Ambulance/ Vehicle Replacement	508,554.65	46,959.70	461,594.95	982.96%
Building Fund	71,329.22	18,419.78	52,909.44	287.24%
Equipment Replacement Fund	94,784.45	51,211.29	43,573.16	85.09%
Total Checking/Savings	<u>3,851,380.61</u>	<u>2,496,787.32</u>	<u>1,354,593.29</u>	<u>54.25%</u>
Other Current Assets				
LPL Investment Account	950,244.56	0.00	950,244.56	100.0%
Certificates of Deposit	0.00	946,796.78	-946,796.78	-100.0%
Total Other Current Assets	<u>950,244.56</u>	<u>946,796.78</u>	<u>3,447.78</u>	<u>0.36%</u>
Total Current Assets	<u>4,801,625.17</u>	<u>3,443,584.10</u>	<u>1,358,041.07</u>	<u>39.44%</u>
Fixed Assets				
Communications Equipment	190,544.97	190,544.97	0.00	0.0%
Computers	185,120.40	192,497.40	-7,377.00	-3.83%
Educational Building	397,551.16	397,551.16	0.00	0.0%
Furniture and Equipment	124,885.48	111,710.60	13,174.88	11.79%
Main Building	891,194.18	864,414.25	26,779.93	3.1%
Communications Equip - Main Bld	83,628.03	83,628.03	0.00	0.0%
Medical Equipment	1,068,661.59	1,057,149.54	11,512.05	1.09%
TT Highway Property	1,350,974.57	1,350,974.57	0.00	0.0%
Vehicles	2,495,570.83	2,248,693.98	246,876.85	10.98%
Windsor Base	323,020.15	323,020.15	0.00	0.0%
Accumulated Depreciation	-3,334,115.46	-2,688,668.13	-645,447.33	-24.01%
Total Fixed Assets	<u>3,777,035.90</u>	<u>4,131,516.52</u>	<u>-354,480.62</u>	<u>-8.58%</u>
Other Assets				
Note Receivable-Recoupment	247,732.54	0.00	247,732.54	100.0%
Total Other Assets	<u>247,732.54</u>	<u>0.00</u>	<u>247,732.54</u>	<u>100.0%</u>
TOTAL ASSETS	<u><u>8,826,393.61</u></u>	<u><u>7,575,100.62</u></u>	<u><u>1,251,292.99</u></u>	<u><u>16.52%</u></u>
LIABILITIES & NET POSITION				
Liabilities				
Current Liabilities				
Credit Cards				
Central Bank Multi-Card	14,307.07	16,344.06	-2,036.99	-12.46%
Credit Cards	0.00	603.50	-603.50	-100.0%
Total Credit Cards	<u>14,307.07</u>	<u>16,947.56</u>	<u>-2,640.49</u>	<u>-15.58%</u>
Other Current Liabilities				
Payroll Liabilities	28,388.99	23,832.71	4,556.28	19.12%
Total Other Current Liabilities	<u>28,388.99</u>	<u>23,832.71</u>	<u>4,556.28</u>	<u>19.12%</u>
Total Current Liabilities	<u>42,696.06</u>	<u>40,780.27</u>	<u>1,915.79</u>	<u>4.7%</u>
Total Liabilities	<u>42,696.06</u>	<u>40,780.27</u>	<u>1,915.79</u>	<u>4.7%</u>
Net Position				
Unrestricted Net Assets	7,614,344.44	7,510,028.42	104,316.02	1.39%
Change in Net Position	1,169,353.11	24,291.93	1,145,061.18	4,713.75%
Total Net Position	<u>8,783,697.55</u>	<u>7,534,320.35</u>	<u>1,249,377.20</u>	<u>16.58%</u>
TOTAL LIABILITIES & NET POSITION	<u><u>8,826,393.61</u></u>	<u><u>7,575,100.62</u></u>	<u><u>1,251,292.99</u></u>	<u><u>16.52%</u></u>

PETTIS COUNTY AMBULANCE DISTRICT

Profit & Loss

January through November 2022

	<u>Jan - Nov 22</u>	<u>Jan - Nov 21</u>	<u>\$ Change</u>
Operating Revenue			
Provider Relief Fund Payment	314,118.91	119,577.16	194,541.75
Donation Received	1,000.00	0.00	1,000.00
Sales Tax Revenues	3,419,702.86	3,235,743.22	183,959.64
Service Fees	3,226,315.31	2,480,261.89	746,053.42
Special Events	7,000.00	2,800.00	4,200.00
GEMT Revenue	161,614.16	142,337.76	19,276.40
Windsor Annual Payment	285,117.23	263,842.02	21,275.21
Total Operating Revenue	<u>7,414,868.47</u>	<u>6,244,562.05</u>	<u>1,170,306.42</u>
Expense			
Ambulance Operations	435,040.47	348,578.51	86,461.96
Bank Service Charges	329.11	579.33	-250.22
Board of Directors Expense	2,318.36	6,302.93	-3,984.57
Capital Purchase Expenses	71,801.07	41,940.75	29,860.32
Collection Fees	5,828.23	8,148.65	-2,320.42
Communications	215,426.35	201,658.17	13,768.18
Depreciation Expense	615,786.31	571,904.64	43,881.67
Donations	0.00	100.00	-100.00
Dues & Subscriptions	10,915.82	6,047.75	4,868.07
Employee	4,619,595.31	4,358,909.66	260,685.65
Information Technology	44,349.60	40,257.90	4,091.70
Insurance Expense	242,787.71	231,994.70	10,793.01
Office Expense	5,932.67	4,722.32	1,210.35
Lodging	0.00	156.34	-156.34
Operating Expense	26,390.56	25,081.76	1,308.80
Professional Fees	155,596.63	171,364.32	-15,767.69
Public Relations	98.78	242.32	-143.54
Repairs and Maintenance	24,290.87	16,177.86	8,113.01
Rent Expense	5,463.27	5,518.63	-55.36
TIF Expense	9,789.86	2,208.47	7,581.39
Training	23,041.88	15,064.87	7,977.01
Utilities	47,943.75	41,179.67	6,764.08
Total Operating Expense	<u>6,562,726.61</u>	<u>6,098,139.55</u>	<u>464,587.06</u>
Net Operating Revenue	852,141.86	146,422.50	705,719.36
Non-Operating Revenue			
Other Income	4.47	0.00	4.47
Safety Dividend	20,120.80	0.00	20,120.80
Fines & Penalties Recoupment	230,244.46	0.00	230,244.46
Lease Income	0.00	12,625.81	-12,625.81
Gain/Loss on Asset Disposition	8,917.93	89,209.07	-80,291.14
Interest Income	56,399.66	4,987.38	51,412.28
Rebate Credit Card	1,523.93	1,291.63	232.30
Total Non-Operating Revenue	<u>317,211.25</u>	<u>108,113.89</u>	<u>209,097.36</u>
Non-Operating Expense			
Fines & Penalties	0.00	230,244.46	-230,244.46
Total Non-Operating Expense	<u>0.00</u>	<u>230,244.46</u>	<u>-230,244.46</u>
Net Non-Operating Revenues (Expenses)	<u>317,211.25</u>	<u>-122,130.57</u>	<u>439,341.82</u>
Change in Net Position	<u>1,169,353.11</u>	<u>24,291.93</u>	<u>1,145,061.18</u>

PETTIS COUNTY AMBULANCE DISTRICT

Bank Balances

As of January 5, 2023

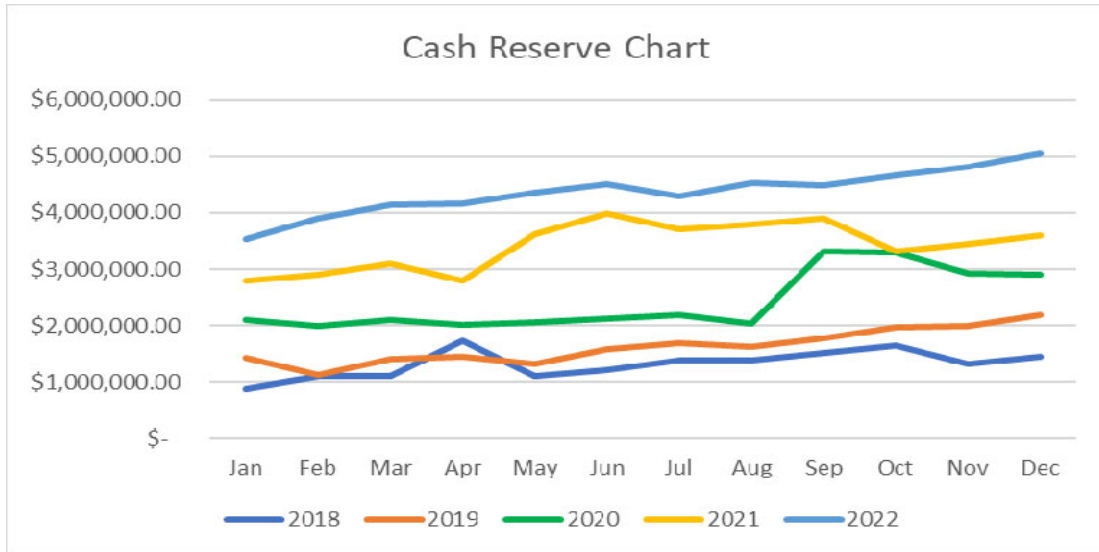
	<u>Jan 5, 23</u>	<u>Nov 17, 22</u>	<u>\$ Change</u>	<u>% Change</u>
Current Assets				
Checking/Savings				
FSA/HSA/HRA	44,822.73	42,735.95	2,086.78	4.88%
Central Bank of Sedalia	3,285,270.62	3,223,493.41	61,777.21	1.92%
Ambulance/ Vehicle Replacement	510,309.79	507,025.25	3,284.54	0.65%
Building Fund	71,575.39	71,114.71	460.68	0.65%
Equipment Replacement Fund	95,111.57	94,499.40	612.17	0.65%
Total Checking/Savings	<u>4,007,090.10</u>	<u>3,938,868.72</u>	<u>68,221.38</u>	<u>1.73%</u>
Other Current Assets				
LPL Investment Account				
Interest Receivable	73.57	214.23	-140.66	-65.66%
Insured Cash Account	253,070.38	2,604.45	250,465.93	9,616.85%
US Treasury Note Due 12/31/22	0.00	244,932.65	-244,932.65	-100.0%
US Treasury Note Due 5/21/23	350,096.28	350,096.28	0.00	0.0%
US Treasury Note Due 7/31/23	349,676.82	349,676.82	0.00	0.0%
Total LPL Investment Account	<u>952,917.05</u>	<u>947,524.43</u>	<u>5,392.62</u>	<u>0.57%</u>
Total Other Current Assets	<u>952,917.05</u>	<u>947,524.43</u>	<u>5,392.62</u>	<u>0.57%</u>
Total Current Assets	<u>4,960,007.15</u>	<u>4,886,393.15</u>	<u>73,614.00</u>	<u>1.51%</u>

	<u>Jan 5, 23</u>	<u>Jan 5, 22</u>	<u>\$ Change</u>	<u>% Change</u>
Current Assets				
Checking/Savings				
FSA/HSA/HRA	44,822.73	44,900.02	-77.29	-0.17%
Central Bank of Sedalia	3,285,270.62	2,487,795.73	797,474.89	32.06%
Ambulance/ Vehicle Replacement	510,309.79	46,964.49	463,345.30	986.59%
Building Fund	71,575.39	18,421.66	53,153.73	288.54%
Equipment Replacement Fund	95,111.57	51,216.51	43,895.06	85.71%
Total Checking/Savings	<u>4,007,090.10</u>	<u>2,649,298.41</u>	<u>1,357,791.69</u>	<u>51.25%</u>
Other Current Assets				
LPL Investment Account				
Interest Receivable	73.57	0.00	73.57	100.0%
Insured Cash Account	253,070.38	0.00	253,070.38	100.0%
US Treasury Note Due 5/21/23	350,096.28	0.00	350,096.28	100.0%
US Treasury Note Due 7/31/23	349,676.82	0.00	349,676.82	100.0%
Total LPL Investment Account	<u>952,917.05</u>	<u>0.00</u>	<u>952,917.05</u>	<u>100.0%</u>
Certificates of Deposit				
Wood & Huston Mat 5.23.22	0.00	351,245.90	-351,245.90	-100.0%
Wood & Huston Mat 9.23.22	0.00	351,245.90	-351,245.90	-100.0%
Wood & Huston Mat 6.5.22	0.00	247,729.87	-247,729.87	-100.0%
Total Certificates of Deposit	<u>0.00</u>	<u>950,221.67</u>	<u>-950,221.67</u>	<u>-100.0%</u>
Total Other Current Assets	<u>952,917.05</u>	<u>950,221.67</u>	<u>2,695.38</u>	<u>0.28%</u>
Total Current Assets	<u>4,960,007.15</u>	<u>3,599,520.08</u>	<u>1,360,487.07</u>	<u>37.8%</u>

PETTIS COUNTY AMBULANCE DISTRICT

Bank Balances

As of January 5, 2023



PETTIS COUNTY AMBULANCE DISTRICT
Cash Reserve Analysis
As of January 5, 2023

	January 5, 2023	November 17, 2022	\$ Change
Total Cash Reserves	\$ 4,960,007.15	\$ 4,886,393.15	\$ 73,614.00
Unpaid bills for Board Approval	\$ (293,103.96)	\$ (72,051.20)	\$ (221,052.76)
	\$ 4,666,903.19	\$ 4,814,341.95	\$ (147,438.76)
Budgeted Cash Outlay	\$ 8,988,245.03	\$ 7,875,920.96	
BUDGETED MONTHLY CASH	\$ 749,020.42	\$ 656,326.75	
DAILY BUDGETED CASH	\$ 24,625.33	\$ 21,577.87	
Months Cash Reserve	6.43	7.34	-0.91
Days Cash Reserve	195.50	223.11	-27.61
GENERAL CHECKING ACCT BALANCE	\$ 3,285,270.62	\$ 3,223,493.41	
ANNUAL OPERATING EXPENSES (BUDGET LESS CAPITAL)	\$ 7,185,960.04	\$ 6,461,298.33	
MONTHLY OPERATING EXPENSES	\$ 598,830.00	\$ 538,441.53	
MONTHS CASH ON HAND	5.38	5.99	-0.60

PETTIS COUNTY AMBULANCE DISTRICT
Checking Account Register
As of January 5, 2023

Type	Date	Name	Memo	DEPOSIT	WITHDRAWAL	Balance
Central Bank of Sedalia						3,223,428.22
General Journal	11/17/2022	City of Windsor	BILL 11/17/22 Credit P22092001 - 5100903	65.19		3,223,493.41
Deposit	11/17/2022	NALCHBP		88.14		3,223,581.55
Deposit	11/17/2022	istream		184.30		3,223,765.85
Deposit	11/17/2022	United Healthcare Insurance Company		341.10		3,224,106.95
Deposit	11/17/2022	Healthy Blue		421.63		3,224,528.58
Deposit	11/17/2022	WPS		1,674.14		3,226,202.72
Deposit	11/17/2022	VETERAN'S ADMINISTRATION		2,160.60		3,228,363.32
Deposit	11/17/2022	United Healthcare Insurance Company		5,786.32		3,234,149.64
Deposit	11/18/2022	istream		0.25		3,234,149.89
Deposit	11/18/2022	WPS		127.51		3,234,277.40
Deposit	11/18/2022	Healthy Blue		268.29		3,234,545.69
Deposit	11/18/2022	Bank of America		441.41		3,234,987.10
Deposit	11/18/2022	UHC OF THE MIDWEST		708.98		3,235,696.08
Deposit	11/18/2022	United Healthcare Insurance Company		1,098.23		3,236,794.31
Deposit	11/18/2022	United Healthcare Insurance Company		1,284.83		3,238,079.14
Deposit	11/18/2022	Home State Health Plan		2,724.05		3,240,803.19
Deposit	11/18/2022	WPS		4,598.51		3,245,401.70
Deposit	11/18/2022	istream		4,953.17		3,250,354.87
Bill Pmt -Check	11/21/2022	Bankcard Services	#103122		21,438.72	3,228,916.15
Liability Check	11/21/2022	QuickBooks Payroll Service	Created by Payroll Service on 11/17/2022		868.50	3,228,047.65
Deposit	11/21/2022	Palmetto GBA		755.89		3,228,803.54
Deposit	11/21/2022	EM MD SVCS		47,819.47		3,276,623.01
Deposit	11/21/2022	Humana		60.97		3,276,683.98
Deposit	11/21/2022	VETERAN'S ADMINISTRATION		94.94		3,276,778.92
Deposit	11/21/2022	United Healthcare Insurance Company		342.10		3,277,121.02
Deposit	11/21/2022	UHC OF THE MIDWEST		494.55		3,277,615.57
Deposit	11/21/2022	AETNA		557.71		3,278,173.28
Deposit	11/21/2022	Healthy Blue		1,038.22		3,279,211.50
Deposit	11/21/2022	AETNA		1,150.81		3,280,362.31
Deposit	11/21/2022	Cigna		1,452.79		3,281,815.10
Liability Check	11/22/2022	UNITED STATES TREASURY	46-0786417 QB Tracking # -854907918		203.00	3,281,612.10
Deposit	11/22/2022		Deposit Payee:DEPOSIT	787.40		3,282,399.50
Deposit	11/22/2022	Clearent LLC		48.75		3,282,448.25
Deposit	11/22/2022	istream		44.00		3,282,492.25
Deposit	11/22/2022	Bank of America		80.18		3,282,572.43
Deposit	11/22/2022	United American Insurance Company		93.00		3,282,665.43
Deposit	11/22/2022	VETERAN'S ADMINISTRATION		104.91		3,282,770.34

PETTIS COUNTY AMBULANCE DISTRICT
Checking Account Register
As of January 5, 2023

Type	Date	Name	Memo	DEPOSIT	WITHDRAWAL	Balance
Deposit	11/22/2022	VETERAN'S ADMINISTRATION		114.77		3,282,885.11
Deposit	11/22/2022	AETNA		331.16		3,283,216.27
Deposit	11/22/2022	AARP		441.57		3,283,657.84
Deposit	11/22/2022	Humana		887.42		3,284,545.26
Deposit	11/22/2022	BCBS		927.00		3,285,472.26
Deposit	11/22/2022	United Healthcare Insurance Company		991.79		3,286,464.05
Deposit	11/22/2022	BCBS		2,623.51		3,289,087.56
Deposit	11/22/2022	WPS		8,735.96		3,297,823.52
Liability Check	11/23/2022	QuickBooks Payroll Service	Created by Payroll Service on 11/22/2022		104,097.67	3,193,725.85
Deposit	11/23/2022	Clarent LLC		10.00		3,193,735.85
Deposit	11/23/2022	WPS		204.47		3,193,940.32
Deposit	11/23/2022	AARP		102.13		3,194,042.45
Deposit	11/23/2022	NALCHBP		115.11		3,194,157.56
Deposit	11/23/2022	Humana		363.61		3,194,521.17
Deposit	11/23/2022	Healthy Blue		857.29		3,195,378.46
Deposit	11/23/2022			2,238.57		3,197,617.03
Deposit	11/23/2022	istream		3,945.11		3,201,562.14
Bill Pmt -Check	11/23/2022	Amazon	#479935768597		525.89	3,201,036.25
Bill Pmt -Check	11/23/2022	UHS Premium Billing	#040645839460		44,527.09	3,156,509.16
Bill Pmt -Check	11/23/2022	NueSynergy			200.00	3,156,309.16
Liability Check	11/25/2022	UNITED STATES TREASURY	46-0786417 QB Tracking # -792386918		40,280.14	3,116,029.02
Liability Check	11/25/2022	LINCOLN FINANCIAL GROUP			13,524.68	3,102,504.34
General Journal	11/25/2022		BILL 11/25/22 Payables Funding		25,998.22	3,076,506.12
Transfer	11/25/2022		Funds Transfer 11.25.22 PR Payee:to CBSDLA CK 6580		2,625.49	3,073,880.63
Deposit	11/25/2022	Anthem BCBS		382.66		3,074,263.29
Deposit	11/25/2022	Healthy Blue		753.75		3,075,017.04
Deposit	11/25/2022	AETNA		848.73		3,075,865.77
Deposit	11/25/2022	WPS		1,684.91		3,077,550.68
Deposit	11/25/2022	Home State Health Plan		2,162.78		3,079,713.46
Deposit	11/25/2022	United Healthcare Insurance Company		4,891.29		3,084,604.75
Liability Check	11/28/2022	Family Support Center			1,690.62	3,082,914.13
Deposit	11/28/2022	Old Surety Life Insurance Company	Deposit	1,190.12		3,084,104.25
Deposit	11/28/2022	Old Surety Life Insurance Company	Deposit	96.00		3,084,200.25
Deposit	11/28/2022	istream		3.02		3,084,203.27
Deposit	11/28/2022	UHC OF THE MIDWEST		45.00		3,084,248.27
Deposit	11/28/2022	NALCHBP		88.14		3,084,336.41
Deposit	11/28/2022	AARP		94.70		3,084,431.11
Deposit	11/28/2022	United Healthcare Insurance Company		345.51		3,084,776.62

PETTIS COUNTY AMBULANCE DISTRICT
Checking Account Register
As of January 5, 2023

Type	Date	Name	Memo	DEPOSIT	WITHDRAWAL	Balance
Deposit	11/28/2022	Healthy Blue		349.09		3,085,125.71
Deposit	11/28/2022	Humana		430.85		3,085,556.56
Deposit	11/28/2022	United Healthcare Insurance Company		508.37		3,086,064.93
Deposit	11/28/2022	Bank of America		880.44		3,086,945.37
Deposit	11/28/2022	UHC OF THE MIDWEST		1,218.83		3,088,164.20
Deposit	11/28/2022	United Healthcare Insurance Company		4,723.97		3,092,888.17
Check	11/28/2022	LIBERTY			364.02	3,092,524.15
Deposit	11/28/2022		Deposit	494.55		3,093,018.70
Deposit	11/28/2022	Old Surety Life Insurance Company	Deposit	25.00		3,093,043.70
Deposit	11/29/2022	Clarent LLC		75.00		3,093,118.70
Deposit	11/29/2022	Palmetto GBA		1,101.30		3,094,220.00
Deposit	11/29/2022	Healthy Blue		7.20		3,094,227.20
Deposit	11/29/2022	AARP		355.37		3,094,582.57
Deposit	11/29/2022	WPS		438.24		3,095,020.81
Deposit	11/29/2022	BCBS		638.97		3,095,659.78
Deposit	11/29/2022	AETNA		650.80		3,096,310.58
Deposit	11/29/2022	BCBS		1,370.80		3,097,681.38
Deposit	11/29/2022	UMR		1,534.14		3,099,215.52
Deposit	11/29/2022	United Healthcare Insurance Company		2,741.96		3,101,957.48
Deposit	11/29/2022	United Healthcare Insurance Company		3,154.77		3,105,112.25
Deposit	11/29/2022	WPS		10,795.68		3,115,907.93
Deposit	11/30/2022	Old Surety Life Insurance Company	Deposit	25.00		3,115,932.93
Deposit	11/30/2022	Central Bank of Sedalia*		9,594.48		3,125,527.41
Deposit	11/30/2022	WPS		729.34		3,126,256.75
Deposit	11/30/2022	Humana		813.89		3,127,070.64
Deposit	11/30/2022	Healthy Blue		1,523.93		3,128,594.57
Deposit	11/30/2022	Cigna		1,738.70		3,130,333.27
Deposit	11/30/2022	VETERAN'S ADMINISTRATION		2,788.60		3,133,121.87
Deposit	12/01/2022	Bull City Financial		712.74		3,133,834.61
Deposit	12/01/2022	Medica Insurance Company		1,758.90		3,135,593.51
Deposit	12/01/2022	UHC OF THE MIDWEST		496.26		3,136,089.77
Deposit	12/01/2022	United Healthcare Insurance Company		618.42		3,136,708.19
Deposit	12/01/2022	AETNA		1,368.90		3,138,077.09
Deposit	12/01/2022	Healthy Blue		1,430.44		3,139,507.53
Deposit	12/01/2022	WPS		4,684.22		3,144,191.75
Deposit	12/02/2022	Humana		240.66		3,144,432.41
Deposit	12/02/2022	AETNA		866.26		3,145,298.67
Deposit	12/02/2022	Home State Health Plan		2,119.02		3,147,417.69

PETTIS COUNTY AMBULANCE DISTRICT
Checking Account Register
As of January 5, 2023

Type	Date	Name	Memo	DEPOSIT	WITHDRAWAL	Balance
Deposit	12/02/2022	WPS		2,240.74		3,149,658.43
Deposit	12/02/2022	United Healthcare Insurance Company		3,742.38		3,153,400.81
Deposit	12/05/2022	Clearent LLC		75.00		3,153,475.81
Deposit	12/05/2022	Humana		655.11		3,154,130.92
Deposit	12/05/2022	Healthy Blue		699.75		3,154,830.67
Deposit	12/05/2022	Cigna		1,227.41		3,156,058.08
Deposit	12/05/2022	United Healthcare Insurance Company		1,698.61		3,157,756.69
Deposit	12/05/2022	WPS		7,532.27		3,165,288.96
Deposit	12/06/2022	Old Surety Life Insurance Company	Deposit	1,064.58		3,166,353.54
Deposit	12/06/2022	Old Surety Life Insurance Company	Deposit	40.00		3,166,393.54
Check	12/06/2022	Clearent LLC			28.47	3,166,365.07
Deposit	12/06/2022	AARP		88.87		3,166,453.94
Deposit	12/06/2022	ECHO		120.22		3,166,574.16
Deposit	12/06/2022	WPS		178.55		3,166,752.71
Deposit	12/06/2022	BCBS		266.55		3,167,019.26
Deposit	12/06/2022	BCBS		274.63		3,167,293.89
Deposit	12/06/2022	UHC OF THE MIDWEST		390.90		3,167,684.79
Deposit	12/06/2022	United Healthcare Insurance Company		402.23		3,168,087.02
Deposit	12/06/2022	Healthy Blue		1,178.33		3,169,265.35
Deposit	12/06/2022	BCBS		3,037.35		3,172,302.70
Deposit	12/06/2022	WPS		5,114.14		3,177,416.84
Bill Pmt -Check	12/06/2022	Spire	Account Number: 9928158466		83.20	3,177,333.64
Deposit	12/07/2022	WPS		81.66		3,177,415.30
Deposit	12/07/2022	UMR		163.76		3,177,579.06
Deposit	12/07/2022	Bank of America		183.41		3,177,762.47
Deposit	12/07/2022	United Healthcare Insurance Company		217.64		3,177,980.11
Deposit	12/07/2022	AARP		521.10		3,178,501.21
Deposit	12/07/2022	WPS		609.03		3,179,110.24
Deposit	12/07/2022	Humana		695.78		3,179,806.02
Deposit	12/07/2022	Missouri Department of Revenue-Sales Tax		352,723.94		3,532,529.96
Liability Check	12/08/2022	QuickBooks Payroll Service	Created by Payroll Service on 12/07/2022		104,468.51	3,428,061.45
Liability Check	12/08/2022	Missouri Department of Revenue	21640017		11,851.50	3,416,209.95
Deposit	12/08/2022	Old Surety Life Insurance Company	Deposit	341.32		3,416,551.27
Deposit	12/08/2022	Palmetto GBA		302.94		3,416,854.21
Check	12/08/2022	EVERGY			953.97	3,415,900.24
Deposit	12/08/2022	Anthem BCBS		93.97		3,415,994.21
Deposit	12/08/2022	United Healthcare Insurance Company		166.09		3,416,160.30
Deposit	12/08/2022	WPS		191.10		3,416,351.40

PETTIS COUNTY AMBULANCE DISTRICT
Checking Account Register
As of January 5, 2023

Type	Date	Name	Memo	DEPOSIT	WITHDRAWAL	Balance
Deposit	12/08/2022	AARP		195.72		3,416,547.12
Deposit	12/08/2022	AETNA		826.91		3,417,374.03
Deposit	12/08/2022	Healthy Blue		894.15		3,418,268.18
Deposit	12/08/2022	UHC OF THE MIDWEST		1,290.96		3,419,559.14
Deposit	12/08/2022	VETERAN'S ADMINISTRATION		2,847.00		3,422,406.14
Deposit	12/08/2022	WPS		7,992.96		3,430,399.10
Liability Check	12/09/2022	UNITED STATES TREASURY	46-0786417 QB Tracking # 1676021478		40,431.14	3,389,967.96
Transfer	12/09/2022		Funds Transfer 12.9.22 Payee:to CBSDLA CK 6580		2,660.49	3,387,307.47
Deposit	12/09/2022	Old Surety Life Insurance Company	Deposit	3,000.00		3,390,307.47
Deposit	12/09/2022	Old Surety Life Insurance Company	Deposit	260.00		3,390,567.47
Liability Check	12/09/2022	LINCOLN FINANCIAL GROUP			13,356.13	3,377,211.34
Deposit	12/09/2022	Bankcard Services		93.00		3,377,304.34
Deposit	12/09/2022	UHC OF THE MIDWEST		14.40		3,377,318.74
Deposit	12/09/2022	Bank of America		279.02		3,377,597.76
Deposit	12/09/2022	United Healthcare Insurance Company		351.27		3,377,949.03
Deposit	12/09/2022	WPS		415.49		3,378,364.52
Deposit	12/09/2022	Humana		631.52		3,378,996.04
Deposit	12/09/2022	AETNA		1,540.90		3,380,536.94
Deposit	12/09/2022	Home State Health Plan		1,944.87		3,382,481.81
Deposit	12/09/2022	istream		2,401.96		3,384,883.77
Deposit	12/09/2022	United Healthcare Insurance Company		2,660.84		3,387,544.61
Deposit	12/09/2022	United Healthcare Insurance Company		2,782.15		3,390,326.76
Liability Check	12/12/2022	Family Support Center			1,690.62	3,388,636.14
Deposit	12/12/2022	Old Surety Life Insurance Company	Deposit	1,721.90		3,390,358.04
Deposit	12/12/2022	Old Surety Life Insurance Company	Deposit	50.00		3,390,408.04
Deposit	12/12/2022	EM MD SVCS		25,102.08		3,415,510.12
Deposit	12/12/2022	Bank of America		411.23		3,415,921.35
Deposit	12/12/2022	AETNA		684.19		3,416,605.54
Deposit	12/12/2022	WPS		742.46		3,417,348.00
Deposit	12/12/2022	Humana		824.09		3,418,172.09
Deposit	12/12/2022			2,096.89		3,420,268.98
Deposit	12/12/2022	istream		2,875.14		3,423,144.12
Bill Pmt -Check	12/12/2022	Sedalia Water Department			12.74	3,423,131.38
Bill Pmt -Check	12/12/2022	Sedalia Water Department			81.72	3,423,049.66
Bill Pmt -Check	12/12/2022	Sedalia Water Department			302.85	3,422,746.81
Deposit	12/13/2022	Tricare		370.35		3,423,117.16
Deposit	12/13/2022	WPS		176.04		3,423,293.20
Deposit	12/13/2022	BCBS		186.24		3,423,479.44

PETTIS COUNTY AMBULANCE DISTRICT
Checking Account Register
As of January 5, 2023

Type	Date	Name	Memo	DEPOSIT	WITHDRAWAL	Balance
Deposit	12/13/2022	Humana		480.84		3,423,960.28
Deposit	12/13/2022	United Healthcare Insurance Company		666.54		3,424,626.82
Deposit	12/13/2022	United Healthcare Insurance Company		956.39		3,425,583.21
Deposit	12/13/2022	United Healthcare Insurance Company		1,117.86		3,426,701.07
Deposit	12/13/2022	Healthy Blue		1,368.45		3,428,069.52
Deposit	12/13/2022	BCBS		2,138.63		3,430,208.15
Deposit	12/13/2022	BCBS		2,319.65		3,432,527.80
Deposit	12/13/2022	WPS		10,867.00		3,443,394.80
Bill Pmt -Check	12/13/2022	Ice - Masters Inc.			126.56	3,443,268.24
Bill Pmt -Check	12/13/2022	Culligan			412.92	3,442,855.32
Deposit	12/14/2022	Healthy Blue		357.62		3,443,212.94
Deposit	12/14/2022	AETNA		888.90		3,444,101.84
Deposit	12/14/2022	WPS		989.26		3,445,091.10
Deposit	12/14/2022	United Healthcare Insurance Company		1,318.27		3,446,409.37
Deposit	12/14/2022	istream		2,942.97		3,449,352.34
Bill Pmt -Check	12/15/2022	Allstate Supplemental Benefits	#112822		1,739.64	3,447,612.70
Bill Pmt -Check	12/15/2022	WEX Bank	#85574744		13,790.06	3,433,822.64
Bill Pmt -Check	12/15/2022	MEM	#12012022		6,712.00	3,427,110.64
Deposit	12/15/2022	Old Surety Life Insurance Company	Deposit	350.00		3,427,460.64
Deposit	12/15/2022	Anthem BCBS		94.22		3,427,554.86
Deposit	12/15/2022	AETNA		348.75		3,427,903.61
Deposit	12/15/2022	AARP		416.42		3,428,320.03
Deposit	12/15/2022	United Healthcare Insurance Company		2,337.35		3,430,657.38
Deposit	12/15/2022	WPS		4,430.22		3,435,087.60
Bill Pmt -Check	12/15/2022	Amazon Business	Memo:Check		6,026.06	3,429,061.54
General Journal	12/16/2022		BILL 12/16/22 Payables Funding		44,473.68	3,384,587.86
Deposit	12/16/2022	WPS		95.92		3,384,683.78
Deposit	12/16/2022	Healthy Blue		142.78		3,384,826.56
Deposit	12/16/2022	AARP		275.67		3,385,102.23
Deposit	12/16/2022	United Behavioral Health		330.56		3,385,432.79
Deposit	12/16/2022	Home State Health Plan		349.09		3,385,781.88
Deposit	12/16/2022	UHC OF THE MIDWEST		771.64		3,386,553.52
Deposit	12/16/2022	UMR		963.20		3,387,516.72
Deposit	12/16/2022	AETNA		1,698.50		3,389,215.22
Deposit	12/16/2022	WPS		3,247.85		3,392,463.07
Deposit	12/16/2022	United Healthcare Insurance Company		3,605.98		3,396,069.05
Bill Pmt -Check	12/18/2022	EVERGY	#112822		293.79	3,395,775.26
Deposit	12/19/2022	AETNA		659.06		3,396,434.32

PETTIS COUNTY AMBULANCE DISTRICT
Checking Account Register
As of January 5, 2023

Type	Date	Name	Memo	DEPOSIT	WITHDRAWAL	Balance
Deposit	12/19/2022	Humana		799.07		3,397,233.39
Deposit	12/19/2022	Bank of America		892.35		3,398,125.74
Deposit	12/19/2022	istream		1,084.37		3,399,210.11
Deposit	12/19/2022	WPS		6,874.73		3,406,084.84
Deposit	12/20/2022	Old Surety Life Insurance Company	Deposit	1,829.10		3,407,913.94
Deposit	12/20/2022	Old Surety Life Insurance Company	Deposit	45.00		3,407,958.94
Deposit	12/20/2022	Old Surety Life Insurance Company	Deposit	133.79		3,408,092.73
Deposit	12/20/2022	United American Insurance Company		92.27		3,408,185.00
Deposit	12/20/2022	United Healthcare Insurance Company		692.26		3,408,877.26
Deposit	12/20/2022	United Healthcare Insurance Company		1,048.36		3,409,925.62
Deposit	12/20/2022	Bank of America		1,201.54		3,411,127.16
Deposit	12/20/2022	Humana		1,433.15		3,412,560.31
Deposit	12/20/2022	Humana		2,036.05		3,414,596.36
Deposit	12/20/2022	BCBS		3,084.98		3,417,681.34
Deposit	12/20/2022	WPS		3,725.16		3,421,406.50
Deposit	12/20/2022	BCBS		6,493.96		3,427,900.46
Bill Pmt -Check	12/21/2022	Bankcard Services	#02305372305000634604		14,307.07	3,413,593.39
Deposit	12/21/2022			48.75		3,413,642.14
Deposit	12/21/2022	Tricare		1,121.10		3,414,763.24
Deposit	12/21/2022	United Healthcare Insurance Company		441.42		3,415,204.66
Liability Check	12/22/2022	QuickBooks Payroll Service	Created by Payroll Service on 12/21/2022		106,632.34	3,308,572.32
Deposit	12/22/2022	Palmetto GBA		366.46		3,308,938.78
Deposit	12/22/2022	AETNA		94.70		3,309,033.48
Deposit	12/22/2022	WPS		95.67		3,309,129.15
Deposit	12/22/2022	AARP		181.79		3,309,310.94
Deposit	12/22/2022	NALCHBP		252.35		3,309,563.29
Deposit	12/22/2022	WPS		368.52		3,309,931.81
Deposit	12/22/2022	VETERAN'S ADMINISTRATION		1,014.00		3,310,945.81
Deposit	12/22/2022	WPS		1,116.55		3,312,062.36
Deposit	12/22/2022	Anthem BCBS		1,784.30		3,313,846.66
Deposit	12/22/2022	United Healthcare Insurance Company		2,280.12		3,316,126.78
Deposit	12/22/2022	istream		2,667.40		3,318,794.18
Liability Check	12/23/2022	UNITED STATES TREASURY	46-0786417 QB Tracking # -42955918		40,593.90	3,278,200.28
Liability Check	12/23/2022	UNITED STATES TREASURY	46-0786417 QB Tracking # -40666918		172.40	3,278,027.88
Liability Check	12/23/2022	QuickBooks Payroll Service	Created by Payroll Service on 12/21/2022		683.80	3,277,344.08
Liability Check	12/23/2022	LINCOLN FINANCIAL GROUP			13,589.58	3,263,754.50
Check	12/23/2022				2,061.19	3,261,693.31
Deposit	12/23/2022	WPS		75.34		3,261,768.65

PETTIS COUNTY AMBULANCE DISTRICT
Checking Account Register
As of January 5, 2023

Type	Date	Name	Memo	DEPOSIT	WITHDRAWAL	Balance
Deposit	12/23/2022	UHC OF THE MIDWEST		327.60		3,262,096.25
Deposit	12/23/2022	UHC OF THE MIDWEST		490.95		3,262,587.20
Deposit	12/23/2022	AETNA		1,102.81		3,263,690.01
Deposit	12/23/2022	United Healthcare Insurance Company		1,463.67		3,265,153.68
Deposit	12/23/2022	United Healthcare Insurance Company		1,631.66		3,266,785.34
Deposit	12/23/2022	Home State Health Plan		2,305.36		3,269,090.70
Deposit	12/23/2022	VETERAN'S ADMINISTRATION		3,728.40		3,272,819.10
Deposit	12/23/2022	WPS		10,234.26		3,283,053.36
Liability Check	12/27/2022	Family Support Center			1,690.62	3,281,362.74
Deposit	12/27/2022	Old Surety Life Insurance Company	Deposit	1,295.68		3,282,658.42
Deposit	12/27/2022	Old Surety Life Insurance Company	Deposit	73.51		3,282,731.93
Deposit	12/27/2022	Palmetto GBA		452.44		3,283,184.37
Deposit	12/27/2022	EM MD SVCS		30,901.26		3,314,085.63
Deposit	12/27/2022	VETERAN'S ADMINISTRATION		126.53		3,314,212.16
Deposit	12/27/2022	AARP		176.35		3,314,388.51
Deposit	12/27/2022	ECHO		185.67		3,314,574.18
Deposit	12/27/2022	UHC OF THE MIDWEST		367.09		3,314,941.27
Deposit	12/27/2022	AETNA		507.10		3,315,448.37
Deposit	12/27/2022	United Healthcare Insurance Company		1,187.36		3,316,635.73
Deposit	12/27/2022	WPS		3,262.67		3,319,898.40
Deposit	12/27/2022	VETERAN'S ADMINISTRATION		4,733.30		3,324,631.70
Bill Pmt -Check	12/27/2022	LIBERTY			1,215.74	3,323,415.96
Deposit	12/28/2022	Old Surety Life Insurance Company	Deposit	150.00		3,323,565.96
Deposit	12/28/2022	BCBS		90.57		3,323,656.53
Deposit	12/28/2022	Humana		296.27		3,323,952.80
Deposit	12/28/2022	BCBS		391.44		3,324,344.24
Deposit	12/28/2022	BCBS		554.82		3,324,899.06
Deposit	12/28/2022	United Healthcare Insurance Company		654.83		3,325,553.89
Deposit	12/28/2022	Humana		1,261.36		3,326,815.25
Deposit	12/28/2022			3,925.28		3,330,740.53
Deposit	12/28/2022	WPS		4,195.05		3,334,935.58
Deposit	12/29/2022		Deposit	25.00		3,334,960.58
Deposit	12/29/2022	Old Surety Life Insurance Company	Deposit	100.00		3,335,060.58
Deposit	12/29/2022	AETNA		89.11		3,335,149.69
Deposit	12/29/2022	UHC OF THE MIDWEST		345.49		3,335,495.18
Deposit	12/29/2022	United Healthcare Insurance Company		449.44		3,335,944.62
Deposit	12/29/2022	AARP		457.14		3,336,401.76
Deposit	12/29/2022	WPS		561.08		3,336,962.84

PETTIS COUNTY AMBULANCE DISTRICT
Checking Account Register
As of January 5, 2023

Type	Date	Name	Memo	DEPOSIT	WITHDRAWAL	Balance
Deposit	12/29/2022	VETERAN'S ADMINISTRATION		1,937.10		3,338,899.94
Deposit	12/29/2022	WPS		2,316.76		3,341,216.70
Deposit	12/29/2022	United Healthcare Insurance Company		6,663.80		3,347,880.50
Deposit	12/30/2022	Central Bank of Sedalia*		11,529.73		3,359,410.23
Check	12/30/2022	istream			25.00	3,359,385.23
Check	12/30/2022	istream			25.00	3,359,360.23
Deposit	12/30/2022	AETNA		219.71		3,359,579.94
Deposit	12/30/2022	UHC OF THE MIDWEST		512.55		3,360,092.49
Deposit	12/30/2022	Cigna		1,413.62		3,361,506.11
Deposit	12/30/2022	Home State Health Plan		2,217.16		3,363,723.27
Deposit	12/30/2022	United Healthcare Insurance Company		2,440.14		3,366,163.41
Deposit	12/30/2022	WPS		7,552.59		3,373,716.00
Bill Pmt -Check	12/30/2022	NueSynergy			194.00	3,373,522.00
Deposit	01/03/2023	Old Surety Life Insurance Company	Deposit	1,060.38		3,374,582.38
Deposit	01/03/2023	Old Surety Life Insurance Company	Deposit	135.00		3,374,717.38
Deposit	01/03/2023	Bull City Financial		1,489.06		3,376,206.44
Deposit	01/03/2023	Healthy Blue		218.03		3,376,424.47
Deposit	01/03/2023	WPS		248.21		3,376,672.68
Deposit	01/03/2023	Bank of America		441.41		3,377,114.09
Deposit	01/03/2023	United Healthcare Insurance Company		1,750.75		3,378,864.84
Deposit	01/03/2023	VETERAN'S ADMINISTRATION		2,867.80		3,381,732.64
Deposit	01/03/2023	WPS		6,750.34		3,388,482.98
General Journal	01/04/2023	JP Mowing	BILL 01/04/23 Credit P22092901 - 7683807	140.00		3,388,622.98
General Journal	01/04/2023		BILL 01/04/23 Credit P22092901 - 7683794	88.14		3,388,711.12
Deposit	01/04/2023	WPS		97.62		3,388,808.74
Deposit	01/04/2023	Healthy Blue		345.49		3,389,154.23
Deposit	01/04/2023	United Healthcare Insurance Company		352.29		3,389,506.52
Deposit	01/04/2023	AARP		387.23		3,389,893.75
Deposit	01/04/2023	BCBS		466.99		3,390,360.74
Deposit	01/04/2023	BCBS		1,906.32		3,392,267.06
Deposit	01/04/2023	WPS		2,320.01		3,394,587.07
Liability Check	01/05/2023	QuickBooks Payroll Service	Created by Payroll Service on 01/04/2023		109,316.45	3,285,270.62
Total Central Bank of Sedalia				858,189.58	796,347.18	3,285,270.62
TOTAL				858,189.58	796,347.18	3,285,270.62

PETTIS COUNTY AMBULANCE DISTRICT

A/P Aging Summary

As of January 5, 2023

	<u>Current</u>	<u>1 - 30</u>	<u>31 - 60</u>	<u>61 - 90</u>	<u>> 90</u>	<u>TOTAL</u>
AETNA*	0.00	128.04	0.00	0.00	0.00	128.04
Airgas	3,001.72	534.97	0.00	0.00	0.00	3,536.69
Allstate Supplemental Benefits	0.00	1,739.64	0.00	0.00	0.00	1,739.64
Amazon Business	730.42	485.89	0.00	0.00	0.00	1,216.31
AMERICAN PROFESSIONAL EDUCATION SERVICE*	0.00	423.00	0.00	0.00	0.00	423.00
American Response Vehicles	74.66	0.00	0.00	0.00	0.00	74.66
Bankcard Services	15,165.24	0.00	0.00	0.00	0.00	15,165.24
BIG O TIRE #25034	3,820.86	0.00	0.00	0.00	0.00	3,820.86
Bound Tree Medical	364.99	0.00	0.00	0.00	0.00	364.99
Cigna Healthcare	16,784.00	0.00	0.00	0.00	0.00	16,784.00
Cintas	29.27	99.40	0.00	0.00	0.00	128.67
Cintas-HQ	212.72	188.48	0.00	0.00	0.00	401.20
Cintas-TT Hwy	87.99	125.61	0.00	0.00	0.00	213.60
City of Sedalia	537.67	0.00	0.00	0.00	0.00	537.67
City of Windsor	0.00	58.63	0.00	0.00	0.00	58.63
Commenco	318.00	0.00	0.00	0.00	0.00	318.00
EMS Management & Consultants, Inc.	0.00	6,779.93	0.00	0.00	0.00	6,779.93
FFAM	0.00	740.00	0.00	0.00	0.00	740.00
First Arriving IO, Inc.	0.00	1,643.88	0.00	0.00	0.00	1,643.88
GFI Digital	149.23	0.00	0.00	0.00	0.00	149.23
Image Trend Inc.	7,700.00	0.00	0.00	0.00	0.00	7,700.00
Jim's Tire Service	0.00	1,190.40	0.00	0.00	0.00	1,190.40
JP Mowing	0.00	0.00	105.00	0.00	0.00	105.00
LIFE ASSIST	7,462.73	3,469.37	0.00	0.00	0.00	10,932.10
Mallory Safety & Supply LLC	1,048.49	0.00	0.00	0.00	0.00	1,048.49
McCarthy, Leonard & Kaemmerer, LC	0.00	2,484.75	220.50	0.00	0.00	2,705.25
MCKESSON	0.00	517.49	0.00	0.00	0.00	517.49
MEM	6,882.00	0.00	0.00	0.00	0.00	6,882.00
Menards	12.87	0.00	0.00	0.00	0.00	12.87
Met Life	0.00	2,979.37	0.00	0.00	0.00	2,979.37
Mike Keith Insurance	173,758.00	3,348.00	0.00	0.00	0.00	177,106.00
Missouri Ambulance Association	800.00	0.00	0.00	0.00	0.00	800.00
Momma Hoppers Cleaning Service	0.00	215.00	0.00	0.00	0.00	215.00
Nova Biomedical	1,226.60	0.00	0.00	0.00	0.00	1,226.60
O'Reilly Auto Parts	215.10	0.00	0.00	0.00	0.00	215.10
RAC JAC Properties	41.25	0.00	0.00	0.00	0.00	41.25
Ragar Banners Graphics	1,166.00	0.00	0.00	0.00	0.00	1,166.00
Patient Refund*	0.00	200.00	0.00	0.00	0.00	200.00
S & T Landscaping & Irrigation LLC	530.00	0.00	0.00	0.00	0.00	530.00
Shred-it	390.72	139.78	0.00	0.00	0.00	530.50
Smith Paper & Janitor Supply	45.96	0.00	0.00	0.00	0.00	45.96
Special Waste Services	185.00	0.00	0.00	0.00	0.00	185.00
Stryker Sales Corp.	2,857.52	0.00	0.00	0.00	0.00	2,857.52
TARGET SOLUTIONS	7,579.28	0.00	0.00	0.00	0.00	7,579.28
WEX Bank	11,268.49	0.00	0.00	0.00	0.00	11,268.49
Windsor Hardware & Supply	91.55	0.00	0.00	0.00	0.00	91.55
Witmer Public Safety Group	0.00	214.95	0.00	0.00	0.00	214.95
Zoll Medical Corp.	0.00	533.55	0.00	0.00	0.00	533.55
TOTAL	<u>264,538.33</u>	<u>28,240.13</u>	<u>325.50</u>	<u>0.00</u>	<u>0.00</u>	<u>293,103.96</u>

PETTIS COUNTY AMBULANCE DISTRICT
Unpaid Bills Report for Payables Approval
As of January 5, 2023

Type	Date	Num	Memo	Open Balance
AETNA*				
Bill	12/27/2022	20-1187612	REFUND OVERPAYMENT	128.04
Total AETNA*				128.04
Airgas				
Bill	12/01/2022	9132738545	OXYGEN	260.84
Bill	12/01/2022	9132738284	OXYGEN	94.61
Bill	12/01/2022	9132738283	OXYGEN	179.52
Bill	12/08/2022	9132970820	OXYGEN	79.34
Bill	12/08/2022	9132970821	OXYGEN	64.59
Bill	12/08/2022	9132970822	OXYGEN	308.16
Bill	12/15/2022	9133204592	OXYGEN	93.50
Bill	12/15/2022	9133204591	OXYGEN	34.50
Bill	12/15/2022	9133204593	OXYGEN	103.24
Bill	12/21/2022	9133264689	OXYGEN	128.60
Bill	12/31/2022	9993782066	OXYGEN	122.37
Bill	12/31/2022	9993782065	OXYGEN	600.84
Bill	01/04/2023	9993782064	OXYGEN	1,466.58
Total Airgas				3,536.69
Allstate Supplemental Benefits				
Bill	12/31/2022	123122	ELECTIVE EMPLOYEE BENEFITS	1,739.64
Total Allstate Supplemental Benefits				1,739.64
Amazon Business				
Bill	12/01/2022	1N69-NGPK-1MG3		485.89
Bill	12/20/2022	17Q7-3NXW-Q9Y6		14.88
Bill	12/20/2022	17Q7-3NXW-Q9Y6	COFFEE	285.14
Bill	12/20/2022	17Q7-3NXW-Q9Y6	COAXIAL RADIO WIRE	18.98
Bill	12/28/2022	1W61-W6XK-HML3		89.98
Bill	12/28/2022	1W61-W6XK-HML3	STATION SUPPLIES	321.44
Total Amazon Business				1,216.31
AMERICAN PROFESSIONAL EDUCATION SERVICE*				
Bill	12/13/2022	00030942	BLS 12/7 (6)	60.00
Bill	12/14/2022	00030950	FIRST AID 11/8/22	273.00
Bill	12/23/2022	00031013	BLS 12/15 (6)	60.00
Bill	01/04/2023	00031077	BLS 12/29 (3)	30.00
Total AMERICAN PROFESSIONAL EDUCATION SERVICE*				423.00
American Response Vehicles				
Bill	12/19/2022	12699	GFI GFC INVERTER PLUG	39.98
Bill	12/22/2022	12718	OEM GLOVE BOX HANDLE	34.68
Total American Response Vehicles				74.66
Bankcard Services				
Bill	12/30/2022	123122	CC STMT	216.59
Bill	12/30/2022	123122	CC STMT	633.72
Bill	12/30/2022	123122	CC STMT	104.24
Bill	12/30/2022	123122	CC STMT	64.32
Bill	12/30/2022	123122	CC STMT	13,397.65
Bill	12/30/2022	123122	CC STMT	87.00
Bill	12/30/2022	123122	CC STMT	291.72
Bill	12/30/2022	123122	CC STMT	370.00

PETTIS COUNTY AMBULANCE DISTRICT
Unpaid Bills Report for Payables Approval
As of January 5, 2023

<u>Type</u>	<u>Date</u>	<u>Num</u>	<u>Memo</u>	<u>Open Balance</u>
Total Bankcard Services				15,165.24
BIG O TIRE #25034				
Bill	12/12/2022	025034-39752	UNIT 1 OIL CHANGE	35.99
Bill	12/16/2022	025034-40066	CMD 1 OIL CHANGE & REPLACE REAR SHOCKS	2,333.07
Bill	12/16/2022	025034-39961	UNIT 2 OIL CHANGE	35.99
Bill	12/16/2022	025034-39993	UNIT 3 OIL CHANGE & DIFFERENTIAL GEAR OIL CHANGE	302.58
Bill	12/16/2022	025034-39954	UNIT 11 OIL CHANGE	35.99
Bill	12/16/2022	025034-39975	UNIT 1 OIL CHANGE	35.99
Bill	12/16/2022	025034-39769	UNIT 10 OIL CHANGE & REAR SHOCKS	223.37
Bill	12/16/2022	025034-39972	UNIT 12 OIL CHANGE AND REAR DIFFERENTIAL FLUID EXCHANGE	302.58
Bill	12/16/2022	025034-39094	UNIT 5 Wheel Bearings	515.30
Total BIG O TIRE #25034				3,820.86
Bound Tree Medical				
Bill	12/20/2022	84800829	MEDICAL SUPPLIES	132.50
Bill	12/29/2022	84809420	MEDICAL SUPPLIES	232.49
Total Bound Tree Medical				364.99
Cigna Healthcare				
Bill	01/04/2023	010423	DEPOSIT	16,784.00
Total Cigna Healthcare				16,784.00
Cintas				
Bill	12/05/2022	4139311274	MATS	13.04
Bill	12/05/2022	4139311274	CLEANING SUPPLIES	27.82
Bill	12/12/2022	4140021313	MATS	13.04
Bill	12/12/2022	4140021313	CLEANING SUPPLIES	16.23
Bill	12/19/2022	4140705254	MATS	13.04
Bill	12/19/2022	4140705254	CLEANING SUPPLIES	16.23
Bill	12/27/2022	4141425867	MATS	13.04
Bill	12/27/2022	4141425867	CLEANING SUPPLIES	16.23
Total Cintas				128.67
Cintas-HQ				
Bill	12/09/2022	4139894745	MATS HQ	34.81
Bill	12/09/2022	4139894745	CLEANING SUPPLIES HQ	21.07
Bill	12/09/2022	4139894745	MATS EDU	44.04
Bill	12/09/2022	4139894745	SOAP-EDU	33.73
Bill	12/16/2022	4140590794	MATS	34.81
Bill	12/16/2022	4140590794	CLEANING SUPPLIES	20.02
Bill	12/22/2022	4141160339	MATS	34.81
Bill	12/22/2022	4141160339	CLEANING SUPPLIES	20.02
Bill	12/30/2022	4141943861	MATS	34.81
Bill	12/30/2022	4141943861	CLEANING SUPPLIES	123.08
Total Cintas-HQ				401.20
Cintas-TT Hwy				
Bill	12/06/2022	4139449303	MATS	28.38
Bill	12/06/2022	4139449303	CLEANING SUPPLIES	21.99
Bill	12/13/2022	4140152099	MATS	30.25
Bill	12/13/2022	4140152099	CLEANING SUPPLIES	7.37
Bill	12/19/2022	4140709073	MATS	30.25

PETTIS COUNTY AMBULANCE DISTRICT
Unpaid Bills Report for Payables Approval
As of January 5, 2023

<u>Type</u>	<u>Date</u>	<u>Num</u>	<u>Memo</u>	<u>Open Balance</u>
Bill	12/19/2022	4140709073	CLEANING SUPPLIES	7.37
Bill	12/27/2022	4141429767	MATS	30.25
Bill	12/27/2022	4141429767	CLEANING SUPPLIES	7.37
Bill	01/03/2023	4142135038	MATS	28.38
Bill	01/03/2023	4142135038	CLEANING SUPPLIES	21.99
Total Cintas-TT Hwy				213.60
City of Sedalia				
Bill	12/15/2022	0053386	DEC TIF	537.67
Total City of Sedalia				537.67
City of Windsor				
Bill	12/21/2022	122122	WATER & SEWER	58.63
Total City of Windsor				58.63
Commenco				
Bill	12/27/2022	843304	RADIO REPAIRS	318.00
Total Commenco				318.00
EMS Management & Consultants, Inc.				
Bill	11/30/2021	044740	NOV	2,329.45
Bill	11/30/2021	044740	NOV	332.33
Bill	11/30/2021	044740	INS CC	-588.88
Bill	11/30/2021	044740	CC PMT	-2,048.65
Bill	11/30/2021	044740	ACH PATIENT	-24.25
Bill	12/31/2021	045002	DEC	3,521.10
Bill	12/31/2021	045002	DEC	549.67
Bill	12/31/2021	045002	CC PMTS	-402.72
Bill	12/31/2021	045002	CC PMTS	-173.25
Bill	12/31/2021	045002	INS CC PMTS	-3,494.80
Bill	11/30/2022	049731	NOV	5,834.01
Bill	11/30/2022	049731	NOV	945.92
Total EMS Management & Consultants, Inc.				6,779.93
FFAM				
Bill	01/01/2023	01/01/2023	DUES	740.00
Total FFAM				740.00
First Arriving IO, Inc.				
Bill	12/09/2022	1269	(1) FIRST ARRIVING DASHBOARDS	410.97
Bill	12/09/2022	1269	(2) FIRST ARRIVING DASHBOARDS	1,232.91
Total First Arriving IO, Inc.				1,643.88
GFI Digital				
Bill	12/15/2022	2414611		149.23
Total GFI Digital				149.23
Image Trend Inc.				
Bill	12/12/2022	139503	IMAGETREND ELITE	6,900.00
Bill	12/12/2022	139487	FIELD BRIDGE	800.00
Total Image Trend Inc.				7,700.00
Jim's Tire Service				
Bill	12/08/2022	2-GS256817	UNIT 3 1 TIRE	260.00
Bill	12/29/2022	2-GS257661	UNIT 11 (2) TIRES	465.20
Bill	12/30/2022	2-GS257715	UNIT 6 (2) TIRES	465.20
Total Jim's Tire Service				1,190.40

PETTIS COUNTY AMBULANCE DISTRICT
Unpaid Bills Report for Payables Approval
As of January 5, 2023

<u>Type</u>	<u>Date</u>	<u>Num</u>	<u>Memo</u>	<u>Open Balance</u>
JP Mowing				
Bill	10/22/2022	167777	MOWING	105.00
Total JP Mowing				105.00
LIFE ASSIST				
Bill	12/05/2022	1272954	MEDICAL SUPPLIES	3,469.37
Bill	12/06/2022	1273751	MEDICAL SUPPLIES	191.00
Bill	12/06/2022	1273753	MEDICAL SUPPLIES	452.00
Bill	12/08/2022	1274337	MEDICAL SUPPLIES	51.80
Bill	12/14/2022	1276019	MEDICAL SUPPLIES	25.90
Bill	12/28/2022	1279545	MEDICAL SUPPLIES	6,742.03
Total LIFE ASSIST				10,932.10
Mallory Safety & Supply LLC				
Bill	12/13/2022	5508407	UNIFORMS	941.49
Bill	12/15/2022	5510831	UNIFORMS	53.00
Bill	12/20/2022	5513663	UNIFORMS	54.00
Total Mallory Safety & Supply LLC				1,048.49
McCarthy, Leonard & Kaemmerer, LC				
Bill	11/30/2022	1173539	HR QUESTIONS	220.50
Bill	12/29/2022	1173540	UNION NEGOTIATIONS	2,484.75
Total McCarthy, Leonard & Kaemmerer, LC				2,705.25
MCKESSON				
Bill	12/11/2022	20119248	MEDICAL SUPPLIES	93.41
Bill	12/12/2022	20124741	MEDICAL SUPPLIES	108.10
Bill	12/13/2022	20129103	MEDICAL SUPPLIES	48.96
Bill	12/21/2022	20151439	MEDICAL SUPPLIES	267.02
Total MCKESSON				517.49
MEM				
Bill	01/01/2023	123122	DEC 2022 WORK COMP	6,882.00
Total MEM				6,882.00
Menards				
Bill	01/01/2023	010123		12.87
Total Menards				12.87
Met Life				
Bill	12/15/2022	01012023	DENTAL, VISION, LIFE	2,979.37
Total Met Life				2,979.37
Mike Keith Insurance				
Bill	12/15/2022	15608	CYBER 2023	3,348.00
Bill	01/05/2023	15775	COMMERCIAL PACKAGE	79,140.00
Bill	01/05/2023	15775	AUTO	73,995.00
Bill	01/05/2023	15775	UMBRELLA	20,623.00
Total Mike Keith Insurance				177,106.00
Missouri Ambulance Association				
Bill	01/01/2023	01597	ANNUAL DUES	800.00
Total Missouri Ambulance Association				800.00
Momma Hoppers Cleaning Service				
Bill	12/01/2022	3471	Cleaning	215.00
Total Momma Hoppers Cleaning Service				215.00
Nova Biomedical				

PETTIS COUNTY AMBULANCE DISTRICT
Unpaid Bills Report for Payables Approval
As of January 5, 2023

<u>Type</u>	<u>Date</u>	<u>Num</u>	<u>Memo</u>	<u>Open Balance</u>
Bill	12/12/2022	91088036	Medical Supplies	301.09
Bill	12/15/2022	91090340	Medical Supplies	925.51
Total Nova Biomedical				1,226.60
O'Reilly Auto Parts				
Bill	12/16/2022	0114-138878		4.99
Bill	12/28/2022	0247-471534		6.58
Bill	12/30/2022	0114-141987		140.36
Bill	01/01/2023	0247-472179		13.18
Bill	01/03/2023	0247-472527	BOOSTER CABLE	49.99
Total O'Reilly Auto Parts				215.10
RAC JAC Properties				
Bill	12/20/2022	122022	FLEET WASHING	41.25
Total RAC JAC Properties				41.25
Ragar Banners Graphics				
Bill	12/21/2022	881	PR SUPPLIES	1,166.00
Total Ragar Banners Graphics				1,166.00
Patient Refund*				
Bill	12/19/2022	22-683223	REFUND OVERPAYMENT	200.00
Total Patient Refund*				200.00
S & T Landscaping & Irrigation LLC				
Bill	12/23/2022	9873	PLOW SNOW AND ICE MELT HQ	245.00
Bill	12/23/2022	9873	PLOW NOW AND ICE MELT TT HWY	285.00
Total S & T Landscaping & Irrigation LLC				530.00
Shred-it				
Bill	12/03/2022	8002918309	SHREDDING SERVICE HQ	139.78
Bill	01/03/2023	8003111176	SHREDDING SERVICE HQ	141.34
Bill	01/03/2023	8003111176	SHREDDING SERVICE WINDSOR	124.69
Bill	01/03/2023	8003111176	SHREDDING SERVICE TT HWY	124.69
Total Shred-it				530.50
Smith Paper & Janitor Supply				
Bill	12/15/2022	725262-1	STATION SUPPLIES	45.96
Total Smith Paper & Janitor Supply				45.96
Special Waste Services				
Bill	12/13/2022	31594	WASTE SERVICE	185.00
Total Special Waste Services				185.00
Stryker Sales Corp.				
Bill	12/07/2022	3979271	COT SHOULDER BELTS	433.50
Bill	12/08/2022	3980956	LP 15 CHARGER	1,607.20
Bill	12/13/2022	3986315	LARYNGOSCOPE BATTERIES	577.80
Bill	12/14/2022	3987822	SHOULDER RESTRAINT	239.02
Total Stryker Sales Corp.				2,857.52
TARGET SOLUTIONS				
Bill	01/01/2023	INV63010	EDUCATION PLATFORM	7,579.28
Total TARGET SOLUTIONS				7,579.28
WEX Bank				
Bill	12/31/2022	86060040	UNIT 3	1,392.12
Bill	12/31/2022	86060040	UNIT 4	1,226.99
Bill	12/31/2022	86060040	GPS Hardware Parts & monthly service	60.84

PETTIS COUNTY AMBULANCE DISTRICT
Unpaid Bills Report for Payables Approval
As of January 5, 2023

<u>Type</u>	<u>Date</u>	<u>Num</u>	<u>Memo</u>	<u>Open Balance</u>
Bill	12/31/2022	86060040	Ambulance & Vehicle Fuel	8,588.54
Total WEX Bank				11,268.49
Windsor Hardware & Supply				
Bill	12/21/2022	122122	ICE MELT	27.98
Bill	12/26/2022	2212-165884	LIGHT BULBS, DUAL FOOT CHUCK,	27.97
Bill	12/31/2022	2212-166445	DISHWASHER INSTALLATION SUPPLIES	35.60
Total Windsor Hardware & Supply				91.55
Witmer Public Safety Group				
Bill	12/01/2022	INV149802	EXTRACATION GLOVES	214.95
Total Witmer Public Safety Group				214.95
Zoll Medical Corp.				
Bill	12/05/2022	3620244	MEDICAL SUPPLIES	533.55
Total Zoll Medical Corp.				533.55
TOTAL				<u><u>293,103.96</u></u>

PCAD
CAPITAL EXPENSE TRANSFERS
1/5/2023

AMBULANCE PURCHASES

	BUDGET	YTD	BUDGET VARIANCE
UNIT 1 REPLACEMENT	\$ 235,472.00	\$ 235,802.00	\$ (330.00)
UNIT 1 RADIO/COM EQUIPMENT	\$ 15,000.00	\$ 8,355.85	\$ 6,644.15
UNIT 8/9 REPLACEMENT	\$ 235,472.00	\$ -	\$ 235,472.00
UNIT RADIO COM EQUIPMENT	\$ 15,000.00	\$ 5,899.00	\$ 9,101.00
	<u>\$ 500,944.00</u>	<u>\$ 250,056.85</u>	<u>\$ 250,887.15</u>

FACILITY IMPROVEMENTS

MEDICATION REFRIGERATOR	\$ 1,500.00	\$ 974.42	\$ 525.58
TRAINING MANIKIN	\$ 17,000.00	\$ 18,084.84	\$ (1,084.84)
TREADMILL	\$ 5,500.00	\$ -	\$ 5,500.00
MATTRESS/BOXSPRINGS	\$ 4,000.00	\$ 6,200.00	\$ (2,200.00)
SECURITY DOOR FOB SYSTEM	\$ 13,401.09	\$ 13,880.93	\$ (479.84)
BAY WINDOW REPLACEMENT	\$ 13,000.00	\$ 12,899.00	\$ 101.00
RAMP AND GARAGE DOORS HQ BAY	\$ 8,000.00	\$ 7,950.00	\$ 50.00
HAND RECIEVERS EDU	\$ 2,000.00	\$ -	\$ 2,000.00
HWY TT RETROFIT	\$ 30,000.00	\$ -	\$ 30,000.00
	<u>\$ 94,401.09</u>	<u>\$ 59,989.19</u>	<u>\$ 34,411.90</u>

EMS EQUIPMENT

MOBILE RADIO	\$ 5,414.29	\$ 7,949.95	\$ (2,535.66)
APX8000 PORTABLE RADIOS (4) USED	\$ 14,000.00	\$ 13,907.00	\$ 93.00
APX7500 DIGITAL RADIOS (2) USED HQ & BACKUP	\$ -	\$ 3,859.98	\$ (3,859.98)
POWER COT (ORDERED)	\$ 24,188.05	\$ 24,188.05	\$ -
(5) STAIR CHAIRS (ORDERED)	\$ 17,812.50	\$ 17,812.49	\$ 0.01
(5) MCGRATH LAYRNGOSCOPES (ORDERED)	\$ 15,362.70	\$ 14,017.90	\$ 1,344.80
LED LIGHT UPGRADE	\$ 5,000.00	\$ 3,548.50	\$ 1,451.50
AED	\$ 2,000.00	\$ -	\$ 2,000.00
IV PUMP	\$ 3,000.00	\$ 1,920.00	\$ 1,080.00
TOTAL	<u>\$ 86,777.54</u>	<u>\$ 87,203.87</u>	<u>\$ (426.33)</u>

DISPATCH SOFTWARE EXPENSE

CAD INTEGRATION	\$ 17,500.00	\$ 17,373.00	\$ 127.00
TOTAL DISPATCH SOFTWARE EXPENSE	<u>\$ 17,500.00</u>	<u>\$ 17,373.00</u>	<u>\$ 127.00</u>

PURCHASED PRIOR TO TRANSFERS 2022 \$ 36,728.54

GENERAL FUND PURCHASES	DEPOSIT	\$ 377,894.37
AMBULANCE REPLACEMENT FUND	WITHDRAW	\$ (250,056.85)
BUILDING FUND	WITHDRAW	\$ (38,278.43)
EQUIPMENT REPLACEMENT FUND	WITHDRAW	\$ (89,559.09)
NET		\$ -