



Pettis County Ambulance District

Board Meeting

January 24, 2023

Public Packet

Mission Statement: "Compassionate care while providing excellence in service."



Pettis County Ambulance District

Regular Meeting Agenda

Meeting Type: Regular Meeting

Location: 400 S Kentucky St.
Sedalia, Mo. 65301

Date: 01-24-2023

Time: 6:00 PM

- I. Call to order
 - a. Roll call
 - b. Pledge of Allegiance / Moment of Silence
 - c. Motion to approve the agenda
 - d. Confirm the previous meeting minutes (pages 2-3)
- II. Announce Visitors
 - a. Presentation of Awards
- III. Public Comment
- IV. Reports of Officers
 - a. CFO Report – Vote to Receive (pages 4-17)
 - b. Approve Payment of Outstanding Bills (pages 18-19)
- V. Unfinished Business
 - a. Floor Covering Replacement - Headquarters
- VI. New Business
- VII. Closed Meeting pursuant to RSMo. 610.021 Section:
 - (1) *Legal actions, causes of action or litigation involving a public governmental body and any confidential or privileged communications between a public governmental body or its representatives and its attorneys.*
 - (2) *Leasing, purchase or sale of real estate by a public governmental body where public knowledge of the transaction might adversely affect the legal consideration therefor.*
- VIII. Announcements
- IX. Adjournment

PREPARED FOR PETTIS COUNTY AMBULANCE DISTRICT

By:

EMS | MC

EMS MANAGEMENT & CONSULTANTS

RESULTS | SERVICE | COMMUNITY

4

12 MONTH DATE OF SERVICE ANALYSIS

Primary Payor Mix
6-12 Month Mature Average

Primary Payor	% of Trips
Medicare	33%
Medicare Advantage	22%
Insurance	8%
Medicaid	5%
Medicaid MCO	16%
Patient	8%
Facility	0%
Other Govt. Payers	5%
TPL	1%

Net Collection Percentages
6-12 Month Mature Average

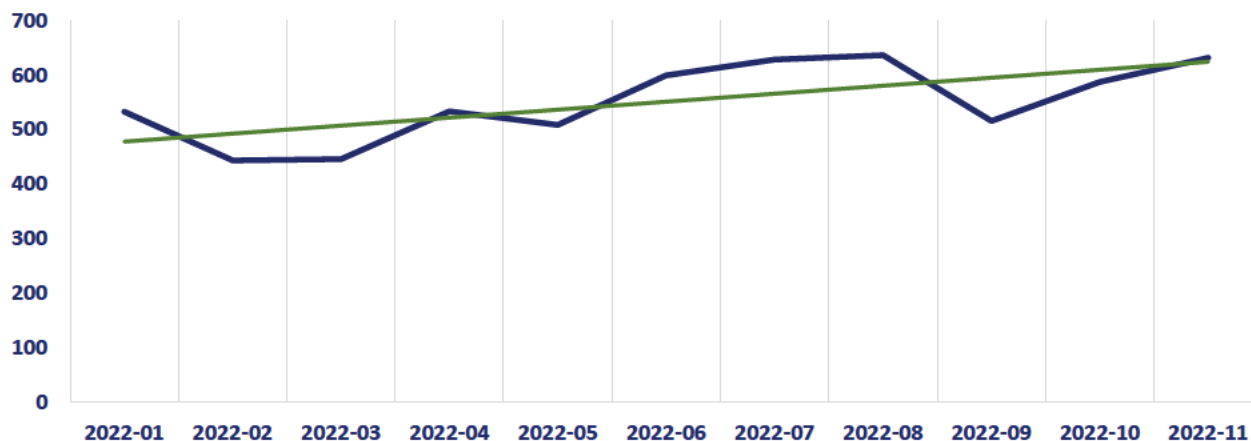
Primary Payor	Coll %
Medicare	99%
Medicare Advantage	89%
Insurance	63%
Medicaid	84%
Medicaid MCO	86%
Patient	4%
Facility	24%
Other Govt. Payers	90%
TPL	26%

Cash Per Trip
6-12 Month Mature Average

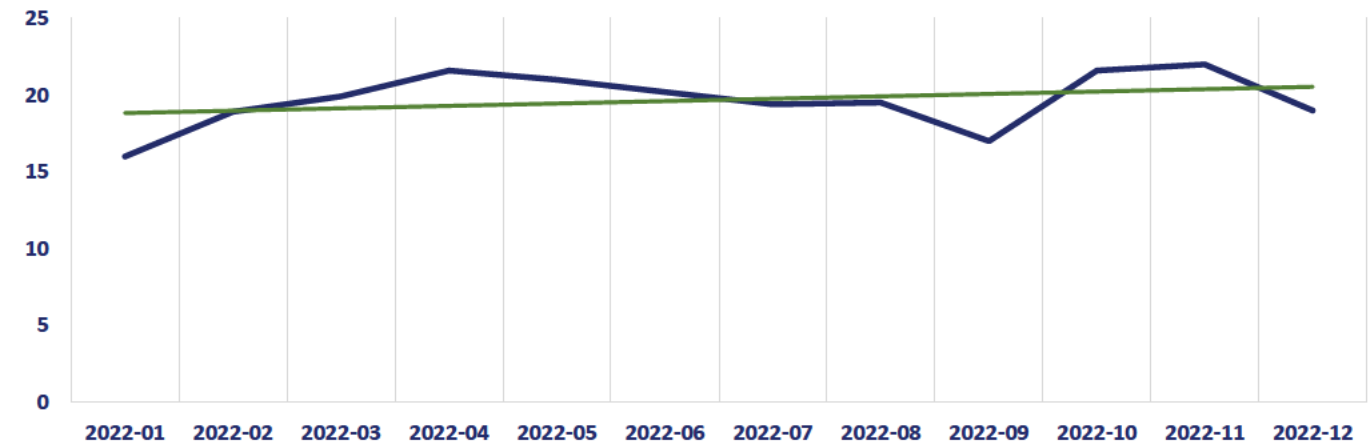
Primary Payor	CPT
Medicare	\$ 516.77
Medicare Advantage	\$ 496.93
Insurance	\$ 749.93
Medicaid	\$ 760.95
Medicaid MCO	\$ 424.59
Patient	\$ 46.23
Facility	\$ 228.45
Other Govt. Payers	\$ 1,244.83
TPL	\$ 279.82

DOS	Trip Count	Gross Charges	Contr Allow	Net Charges	Rev Adj	Payments	Write Offs	Refunds	Balance Due	Gross Chg/Trip	Net Chg/Trip	Cash/Trip	Net Coll %
2022-01	532	613,082.60	274,155.06	338,927.54	127.94	250,656.08	55,913.46	1,154.09	33,384.15	1,152.41	637.08	468.99	73.6%
2022-02	443	528,241.20	206,149.94	322,091.26	24.54	235,294.31	55,817.75	1,906.29	32,860.95	1,192.42	727.07	526.84	72.5%
2022-03	445	539,455.30	225,118.11	314,337.19	(3.79)	231,868.81	46,982.90	88.14	35,577.41	1,212.26	706.38	520.86	73.7%
2022-04	533	655,473.70	268,650.00	386,823.70	(24.59)	281,642.59	45,938.86	471.04	59,737.88	1,229.78	725.75	527.53	72.7%
2022-05	508	623,947.10	253,294.65	370,652.45	(15.10)	290,064.35	59,234.47	411.14	21,779.87	1,228.24	729.63	570.18	78.1%
2022-06	599	724,948.90	291,432.08	433,516.82	(43.88)	311,578.23	60,239.75	-	61,742.72	1,210.27	723.73	520.16	71.9%
2022-07	628	752,676.00	314,244.97	438,431.03	(1.82)	304,008.42	55,301.79	-	79,122.64	1,198.53	698.14	484.09	69.3%
2022-08	636	770,552.30	315,764.04	454,788.26	0.32	312,007.34	33,164.13	-	109,616.47	1,211.56	715.08	490.58	68.6%
2022-09	515	607,141.90	247,471.45	359,670.45	0.90	229,503.61	-	-	130,165.94	1,178.92	698.39	445.64	63.8%
2022-10	587	728,175.30	259,465.09	468,710.21	-	255,348.79	2,146.20	-	211,215.22	1,240.50	798.48	435.01	54.5%
2022-11	631	789,589.20	248,482.09	541,107.11	-	211,937.01	1,016.60	-	328,153.50	1,251.33	857.54	335.87	39.2%
2022-12	576	689,576.00	46,757.07	642,818.93	-	34,407.23	985.40	-	607,426.30	1,197.18	1,116.01	59.73	5.4%
Totals	6,633	8,022,859.50	2,950,984.55	5,071,874.95	64.52	2,948,316.77	416,741.31	4,030.70	1,710,783.05	1,209.54	764.64	443.88	58.1%

Trip Count Trend - Excluding Current Month



Average Loaded Miles



12 MONTH DATE OF SERVICE ANALYSIS BY PRIMARY PAYOR CATEGORY

MEDICARE													
DOS	Trip Count	Gross Charges	Contr Allow	Net Charges	Rev Adj	Payments	Write Offs	Refunds	Balance Due	Gross Chg/Trip	Net Chg/Trip	Cash/Trip	Net Coll %
2022-01	204	224,162.20	124,819.78	99,342.42	-	97,450.73	1,155.09	-	736.60	1,098.83	486.97	477.70	98.1%
2022-02	173	191,277.10	102,892.62	88,384.48	-	87,529.22	1,831.95	976.69	(0.00)	1,105.65	510.89	500.30	97.9%
2022-03	152	180,392.10	96,483.28	83,908.82	0.02	82,837.52	940.42	88.14	219.00	1,186.79	552.03	544.40	98.6%
2022-04	159	190,707.60	103,584.18	87,123.42	1.92	86,485.47	585.79	46.71	96.95	1,199.42	547.95	543.64	99.2%
2022-05	125	145,103.20	80,941.27	64,161.93	-	65,432.08	1,307.07	250.96	(2,326.26)	1,160.83	513.30	521.45	101.6%
2022-06	188	219,364.90	121,188.57	98,176.33	-	98,918.20	214.65	-	(956.52)	1,166.83	522.21	526.16	100.8%
2022-07	190	222,098.90	123,300.71	98,798.19	-	98,610.54	371.59	-	(183.94)	1,168.94	519.99	519.00	99.8%
2022-08	230	270,777.70	147,640.54	123,137.16	0.32	118,118.43	504.72	-	4,513.69	1,177.29	535.38	513.56	95.9%
2022-09	147	166,581.30	90,553.00	76,028.30	-	70,771.10	-	-	5,257.20	1,133.21	517.20	481.44	93.1%
2022-10	170	204,408.00	101,774.38	102,633.62	-	84,452.59	114.30	-	18,066.73	1,202.40	603.73	496.78	82.3%
2022-11	199	233,985.90	114,899.30	119,086.60	-	83,972.56	-	-	35,114.04	1,175.81	598.43	421.97	70.5%
2022-12	155	176,808.70	27,223.67	149,585.03	-	18,677.94	-	-	130,907.09	1,140.70	965.06	120.50	12.5%
Totals	2,092	2,425,667.60	1,235,301.30	1,190,366.30	2.26	993,256.38	7,025.58	1,362.50	191,444.58	1,159.50	569.01	474.14	83.3%
MEDICARE ADVANTAGE													
DOS	Trip Count	Gross Charges	Contr Allow	Net Charges	Rev Adj	Payments	Write Offs	Refunds	Balance Due	Gross Chg/Trip	Net Chg/Trip	Cash/Trip	Net Coll %
2022-01	124	137,818.90	73,622.70	64,196.20	52.85	58,876.79	4,469.16	1,154.09	1,951.49	1,111.44	517.71	465.51	89.9%
2022-02	72	86,159.60	44,202.76	41,956.84	(0.02)	38,393.96	3,024.94	-	537.96	1,196.66	582.73	533.25	91.5%
2022-03	101	119,314.70	62,559.37	56,755.33	-	49,737.93	5,135.48	-	1,881.92	1,181.33	561.93	492.45	87.6%
2022-04	105	120,014.20	65,311.96	54,702.24	(4.69)	44,860.96	6,013.80	-	3,832.17	1,142.99	520.97	427.25	82.0%
2022-05	146	177,445.70	92,195.52	85,250.18	15.31	79,250.58	5,164.87	160.18	979.60	1,215.38	583.91	541.72	92.8%
2022-06	133	162,038.80	85,560.99	76,477.81	(0.05)	68,602.90	4,430.92	-	3,444.04	1,218.34	575.02	515.81	89.7%
2022-07	143	168,988.30	88,747.31	80,240.99	-	68,528.69	4,221.79	-	7,490.51	1,181.74	561.13	479.22	85.4%
2022-08	140	165,012.00	84,012.68	80,999.32	-	71,589.14	477.69	-	8,932.49	1,178.66	578.57	511.35	88.4%
2022-09	102	114,212.30	62,216.30	51,996.00	-	45,642.95	-	-	6,353.05	1,119.73	509.76	447.48	87.8%
2022-10	144	180,741.50	92,681.20	88,060.30	-	75,890.91	-	-	12,169.39	1,255.15	611.53	527.02	86.2%
2022-11	146	177,267.50	82,852.90	94,414.60	-	53,839.24	-	-	40,575.36	1,214.16	646.68	368.76	57.0%
2022-12	143	170,949.50	13,975.80	156,973.70	-	9,258.61	-	-	147,715.09	1,195.45	1,097.72	64.75	5.9%
Totals	1,499	1,779,963.00	847,939.49	932,023.51	63.40	664,472.66	32,938.65	1,314.27	235,863.07	1,187.43	621.76	442.40	71.2%
INSURANCE													
DOS	Trip Count	Gross Charges	Contr Allow	Net Charges	Rev Adj	Payments	Write Offs	Refunds	Balance Due	Gross Chg/Trip	Net Chg/Trip	Cash/Trip	Net Coll %
2022-01	53	70,394.50	14,222.38	56,172.12	76.10	29,790.39	11,027.11	-	15,278.52	1,328.20	1,059.85	562.08	53.0%
2022-02	38	54,066.70	5,761.20	48,305.50	-	35,231.03	6,589.30	-	6,485.17	1,422.81	1,271.20	927.13	72.9%
2022-03	47	63,379.90	11,354.88	52,025.02	-	32,338.50	9,864.68	-	9,821.84	1,348.51	1,106.92	688.05	62.2%
2022-04	40	56,903.10	5,979.19	50,923.91	-	34,823.03	7,873.27	224.33	8,451.94	1,422.58	1,273.10	864.97	67.9%
2022-05	40	54,658.90	2,942.12	51,716.78	-	37,058.83	7,180.42	-	7,477.53	1,366.47	1,292.92	926.47	71.7%
2022-06	40	50,556.20	3,688.42	46,867.78	-	24,463.44	6,583.18	-	15,821.16	1,263.91	1,171.69	611.59	52.2%
2022-07	56	73,109.30	5,019.27	68,090.03	-	43,012.81	6,569.71	-	18,507.51	1,305.52	1,215.89	768.09	63.2%
2022-08	63	85,807.80	8,664.38	77,143.42	-	42,258.07	7,271.42	-	27,613.93	1,362.03	1,224.50	670.76	54.8%
2022-09	46	60,007.00	1,375.03	58,631.97	-	23,265.63	-	-	35,366.34	1,304.50	1,274.61	505.77	39.7%
2022-10	54	74,308.80	1,107.63	73,201.17	-	30,210.49	-	-	42,990.68	1,376.09	1,355.58	559.45	41.3%
2022-11	45	62,723.50	-	62,723.50	-	13,061.13	-	-	49,662.37	1,393.86	1,393.86	290.25	20.8%
2022-12	50	63,172.70	-	63,172.70	-	3,008.38	-	-	60,164.32	1,263.45	1,263.45	60.17	4.8%
Totals	572	769,088.40	60,114.50	708,973.90	76.10	348,521.73	62,959.09	224.33	297,641.31	1,344.56	1,239.46	608.91	49.1%

12 MONTH DATE OF SERVICE ANALYSIS BY PRIMARY PAYOR CATEGORY

MEDICAID													
DOS	Trip Count	Gross Charges	Contr Allow	Net Charges	Rev Adj	Payments	Write Offs	Refunds	Balance Due	Gross Chg/Trip	Net Chg/Trip	Cash/Trip	Net Coll %
2022-01	16	18,841.40	7,826.95	11,014.45	-	9,060.03	-	-	1,954.42	1,177.59	688.40	566.25	82.3%
2022-02	19	27,083.50	7,634.77	19,448.73	-	17,598.73	-	-	1,850.00	1,425.45	1,023.62	926.25	90.5%
2022-03	16	20,674.50	7,509.71	13,164.79	-	13,164.79	-	-	-	1,292.16	822.80	822.80	100.0%
2022-04	31	40,496.80	13,123.33	27,373.47	-	22,986.67	-	200.00	4,586.80	1,306.35	883.02	735.05	83.2%
2022-05	38	53,623.80	14,896.76	38,727.04	-	31,272.54	-	-	7,454.50	1,411.15	1,019.13	822.96	80.8%
2022-06	46	58,942.80	18,272.17	40,670.63	-	32,434.63	-	-	8,236.00	1,281.37	884.14	705.10	79.7%
2022-07	44	58,007.50	19,371.03	38,636.47	-	24,218.87	-	-	14,417.60	1,318.35	878.10	550.43	62.7%
2022-08	28	49,082.00	15,790.30	33,291.70	-	23,275.44	-	-	10,016.26	1,752.93	1,188.99	831.27	69.9%
2022-09	30	46,144.50	17,157.63	28,986.87	-	16,197.59	-	-	12,789.28	1,538.15	966.23	539.92	55.9%
2022-10	22	33,047.30	4,098.31	28,948.99	-	13,868.39	-	-	15,080.60	1,502.15	1,315.86	630.38	47.9%
2022-11	39	60,037.70	6,700.73	53,336.97	-	18,745.77	-	-	34,591.20	1,539.43	1,367.61	480.66	35.1%
2022-12	24	35,615.20	-	35,615.20	-	-	-	-	35,615.20	1,483.97	1,483.97	-	0.0%
Totals	353	501,597.00	132,381.69	369,215.31	-	222,823.45	-	200.00	146,591.86	1,420.95	1,045.94	630.66	60.3%

MEDICAID MCO													
DOS	Trip Count	Gross Charges	Contr Allow	Net Charges	Rev Adj	Payments	Write Offs	Refunds	Balance Due	Gross Chg/Trip	Net Chg/Trip	Cash/Trip	Net Coll %
2022-01	71	83,186.10	50,820.39	32,365.71	-	28,315.91	1,393.70	-	2,656.10	1,171.64	455.86	398.82	87.5%
2022-02	69	76,152.70	43,911.65	32,241.05	-	30,475.55	-	-	1,765.50	1,103.66	467.26	441.67	94.5%
2022-03	67	80,103.40	44,256.05	35,847.35	-	30,368.85	-	-	5,478.50	1,195.57	535.04	453.27	84.7%
2022-04	108	127,919.60	73,921.67	53,997.93	-	45,537.33	-	-	8,460.60	1,184.44	499.98	421.64	84.3%
2022-05	90	102,973.90	59,818.24	43,155.66	-	38,738.66	2,029.40	-	2,387.60	1,144.15	479.51	430.43	89.8%
2022-06	97	108,233.40	58,399.26	49,834.14	(28.25)	39,710.19	-	-	10,152.20	1,115.81	513.75	409.38	79.7%
2022-07	117	135,970.70	71,879.39	64,091.31	-	46,134.35	-	-	17,956.96	1,162.14	547.79	394.31	72.0%
2022-08	98	110,099.60	55,662.98	54,436.62	-	40,138.52	-	-	14,298.10	1,123.47	555.48	409.58	73.7%
2022-09	126	149,266.90	72,833.99	76,432.91	-	58,582.59	-	-	17,850.32	1,184.66	606.61	464.94	76.6%
2022-10	126	144,799.50	57,380.07	87,419.43	-	42,085.03	-	-	45,334.40	1,149.20	693.81	334.01	48.1%
2022-11	100	117,443.70	42,190.38	75,253.32	-	32,401.04	-	-	42,852.28	1,174.44	752.53	324.01	43.1%
2022-12	117	133,761.10	5,557.60	128,203.50	-	3,462.30	-	-	124,741.20	1,143.26	1,095.76	29.59	2.7%
Totals	1,186	1,369,910.60	636,631.67	733,278.93	(28.25)	435,950.32	3,423.10	-	293,933.76	1,155.07	618.28	367.58	59.5%

PATIENT													
DOS	Trip Count	Gross Charges	Contr Allow	Net Charges	Rev Adj	Payments	Write Offs	Refunds	Balance Due	Gross Chg/Trip	Net Chg/Trip	Cash/Trip	Net Coll %
2022-01	41	47,332.40	983.88	46,348.52	-	2,509.00	37,868.40	-	5,971.12	1,154.45	1,130.45	61.20	5.4%
2022-02	46	56,111.50	1,199.47	54,912.03	39.96	1,626.19	43,117.76	-	10,128.12	1,219.82	1,193.74	35.35	3.0%
2022-03	44	51,171.40	1,878.61	49,292.79	(0.01)	3,175.45	28,925.40	-	17,191.95	1,162.99	1,120.29	72.17	6.4%
2022-04	39	49,991.10	1,034.90	48,956.20	-	433.20	31,466.00	-	17,057.00	1,281.82	1,255.29	11.11	0.9%
2022-05	37	45,518.40	-	45,518.40	-	1,373.79	43,552.71	-	591.90	1,230.23	1,230.23	37.13	3.0%
2022-06	52	65,158.80	536.91	64,621.89	-	2,856.85	48,967.00	-	12,798.04	1,253.05	1,242.73	54.94	4.4%
2022-07	46	55,567.10	521.77	55,045.33	-	426.63	44,138.70	-	10,480.00	1,207.98	1,196.64	9.27	0.8%
2022-08	51	53,746.10	811.29	52,934.81	-	2,925.01	24,910.30	-	25,099.50	1,053.85	1,037.94	57.35	5.5%
2022-09	30	31,084.10	1,813.60	29,270.50	-	707.83	-	-	28,562.67	1,036.14	975.68	23.59	2.4%
2022-10	37	49,442.00	-	49,442.00	-	-	2,031.90	-	47,410.10	1,336.27	1,336.27	-	0.0%
2022-11	59	73,248.20	-	73,248.20	-	-	1,016.60	-	72,231.60	1,241.49	1,241.49	-	0.0%
2022-12	62	76,339.00	-	76,339.00	-	-	985.40	-	75,353.60	1,231.27	1,231.27	-	0.0%
Totals	544	654,710.10	8,780.43	645,929.67	39.95	16,033.95	306,980.17	-	322,875.60	1,203.51	1,187.37	29.47	2.5%

12 MONTH DATE OF SERVICE ANALYSIS BY PRIMARY PAYOR CATEGORY

FACILITY													
DOS	Trip Count	Gross Charges	Contr Allow	Net Charges	Rev Adj	Payments	Write Offs	Refunds	Balance Due	Gross Chg/Trip	Net Chg/Trip	Cash/Trip	Net Coll %
2022-01	1	1,799.30	545.66	1,253.64	-	1,253.64	-	-	-	1,799.30	1,253.64	1,253.64	100.0%
2022-02	-	-	-	-	-	-	-	-	-	-	-	-	0.0%
2022-03	-	-	-	-	-	-	-	-	-	-	-	-	0.0%
2022-04	2	1,805.90	573.71	1,232.19	-	345.49	-	-	886.70	902.95	616.10	172.75	28.0%
2022-05	2	2,303.70	-	2,303.70	-	-	-	-	2,303.70	1,151.85	1,151.85	-	0.0%
2022-06	2	1,873.40	-	1,873.40	-	-	-	-	1,873.40	936.70	936.70	-	0.0%
2022-07	2	1,891.60	547.15	1,344.45	-	672.90	-	-	671.55	945.80	672.23	336.45	50.1%
2022-08	2	1,974.70	-	1,974.70	-	-	-	-	1,974.70	987.35	987.35	-	0.0%
2022-09	3	3,027.90	970.35	2,057.55	-	649.98	-	-	1,407.57	1,009.30	685.85	216.66	31.6%
2022-10	2	1,913.70	-	1,913.70	-	274.38	-	-	1,639.32	956.85	956.85	137.19	14.3%
2022-11	3	3,950.80	-	3,950.80	-	-	-	-	3,950.80	1,316.93	1,316.93	-	0.0%
2022-12	1	886.70	-	886.70	-	-	-	-	886.70	886.70	886.70	-	0.0%
Totals	20	21,427.70	2,636.87	18,790.83	-	3,196.39	-	-	15,594.44	1,071.39	939.54	159.82	17.0%

OTHER GOVT. PAYERS													
DOS	Trip Count	Gross Charges	Contr Allow	Net Charges	Rev Adj	Payments	Write Offs	Refunds	Balance Due	Gross Chg/Trip	Net Chg/Trip	Cash/Trip	Net Coll %
2022-01	21	27,560.40	1,313.32	26,247.08	(1.01)	23,399.59	-	-	2,848.50	1,312.40	1,249.86	1,114.27	89.2%
2022-02	17	26,080.90	547.47	25,533.43	(15.40)	21,910.03	-	-	3,638.80	1,534.17	1,501.97	1,288.83	85.8%
2022-03	13	19,481.60	1,076.21	18,405.39	(3.80)	17,430.29	978.90	-	(0.00)	1,498.58	1,415.80	1,340.79	94.7%
2022-04	36	54,492.20	3,688.13	50,804.07	(21.82)	42,899.79	-	-	7,926.10	1,513.67	1,411.22	1,191.66	84.4%
2022-05	27	39,487.90	2,146.15	37,341.75	(30.41)	36,270.66	-	-	1,101.50	1,462.51	1,383.03	1,343.36	97.1%
2022-06	35	51,760.40	3,611.96	48,148.44	(15.58)	42,592.02	44.00	-	5,528.00	1,478.87	1,375.67	1,216.91	88.5%
2022-07	24	30,390.20	4,300.75	26,089.45	(1.82)	20,551.70	-	-	5,539.57	1,266.26	1,087.06	856.32	78.8%
2022-08	20	29,177.30	3,181.87	25,995.43	-	12,800.43	-	-	13,195.00	1,458.87	1,299.77	640.02	49.2%
2022-09	25	28,864.40	551.55	28,312.85	-	8,346.55	-	-	19,966.30	1,154.58	1,132.51	333.86	29.5%
2022-10	14	20,321.70	1,348.40	18,973.30	-	6,952.20	-	-	12,021.10	1,451.55	1,355.24	496.59	36.6%
2022-11	33	51,366.40	1,838.78	49,527.62	-	7,466.67	-	-	42,060.95	1,556.56	1,500.84	226.26	15.1%
2022-12	20	28,271.50	-	28,271.50	-	-	-	-	28,271.50	1,413.58	1,413.58	-	0.0%
Totals	285	407,254.90	23,604.59	383,650.31	(89.84)	240,619.93	1,022.90	-	142,097.32	1,428.96	1,346.14	844.28	62.7%

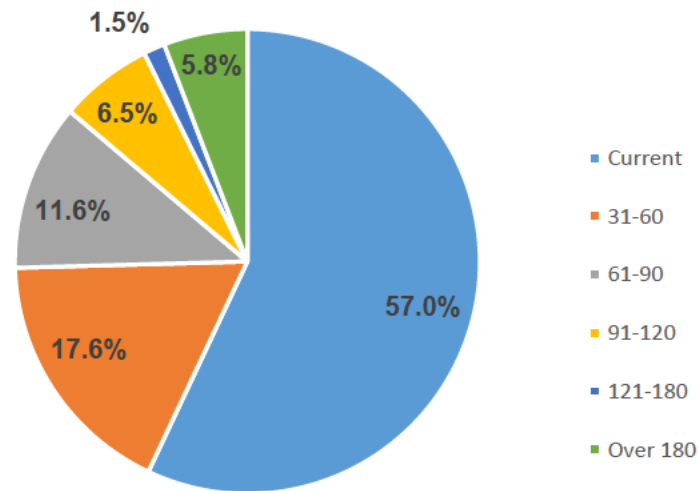
TPL													
DOS	Trip Count	Gross Charges	Contr Allow	Net Charges	Rev Adj	Payments	Write Offs	Refunds	Balance Due	Gross Chg/Trip	Net Chg/Trip	Cash/Trip	Net Coll %
2022-01	1	1,987.40	-	1,987.40	-	-	-	-	1,987.40	1,987.40	1,987.40	-	0.0%
2022-02	9	11,309.20	-	11,309.20	-	2,529.60	1,253.80	929.60	8,455.40	1,256.58	1,256.58	177.78	14.1%
2022-03	5	4,937.70	-	4,937.70	-	2,815.48	1,138.02	-	984.20	987.54	987.54	563.10	57.0%
2022-04	13	13,143.20	1,432.93	11,710.27	-	3,270.65	-	-	8,439.62	1,011.02	900.79	251.59	27.9%
2022-05	3	2,831.60	354.59	2,477.01	-	667.21	-	-	1,809.80	943.87	825.67	222.40	26.9%
2022-06	6	7,020.20	173.80	6,846.40	-	2,000.00	-	-	4,846.40	1,170.03	1,141.07	333.33	29.2%
2022-07	6	6,652.40	557.59	6,094.81	-	1,851.93	-	-	4,242.88	1,108.73	1,015.80	308.66	30.4%
2022-08	4	4,875.10	-	4,875.10	-	902.30	-	-	3,972.80	1,218.78	1,218.78	225.58	18.5%
2022-09	6	7,953.50	-	7,953.50	0.90	5,339.39	-	-	2,613.21	1,325.58	1,325.58	889.90	67.1%
2022-10	18	19,192.80	1,075.10	18,117.70	-	1,614.80	-	-	16,502.90	1,066.27	1,006.54	89.71	8.9%
2022-11	7	9,565.50	-	9,565.50	-	2,450.60	-	-	7,114.90	1,366.50	1,366.50	350.09	25.6%
2022-12	4	3,771.60	-	3,771.60	-	-	-	-	3,771.60	942.90	942.90	-	0.0%
Totals	82	93,240.20	3,594.01	89,646.19	0.90	23,441.96	2,391.82	929.60	64,741.11	1,137.08	1,093.25	274.54	25.1%

OUTSTANDING AR AGING BY PAYOR CATEGORY

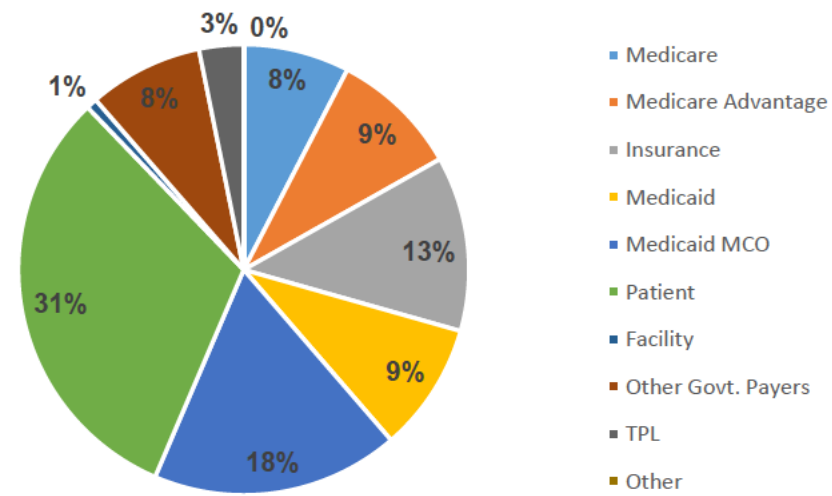
AGING BY AGING DATE & CURRENT PAYOR

Current Payor	Current	31-60	61-90	91-120	121-180	Over 180	Total
Medicare	138,004.40	5,767.77	1,001.05	(3,622.01)	(487.86)	6,581.04	147,244.39
Medicare Advantage	147,552.56	16,864.39	7,098.48	1,331.00	1,881.42	3,568.23	178,296.08
Insurance	140,000.93	52,391.05	27,102.65	23,910.13	1,205.03	(1,650.65)	242,959.14
Medicaid	121,288.13	32,515.42	18,194.39	(1,286.89)	9,392.06	(912.04)	179,191.07
Medicaid MCO	209,454.61	61,389.18	51,002.29	14,464.46	631.94	7,149.60	344,092.08
Patient	262,488.57	107,858.19	74,204.29	67,811.83	2,134.49	92,589.02	607,086.39
Facility	4,832.19	3,189.10	420.87	1,976.00	2,858.80	1,872.10	15,149.06
Other Govt. Payers	60,400.91	41,112.30	24,406.97	19,120.30	10,368.90	3,438.76	158,848.14
TPL	18,817.55	18,628.70	21,280.95	2,055.30	901.00	-	61,683.50
Other	-	-	-	-	-	-	-
Total	1,102,839.85	339,716.10	224,711.94	125,760.12	28,885.78	112,636.06	1,934,549.85

AR Aging Percent



AR by Payor Category



ACCOUNTS RECEIVABLE RECONCILIATION REPORT

For Account Period Ending: December 31, 2022

Month	Beginning A/R	Gross Charges	Contr Allow	Net Charges	Rev Adj	Payments	Write Offs	Refunds	Ending A/R
2022-01	1,963,424.69	668,895.70	288,305.56	380,590.14	732.34	284,353.54	(1,352.90)	(81.55)	2,060,363.40
2022-02	2,060,363.40	526,777.00	372,084.21	154,692.79	138.93	309,442.00	258,508.26	(895.89)	1,647,862.89
2022-03	1,647,862.89	521,897.40	273,089.74	248,807.66	188.00	310,507.59	65,316.10	(2,867.91)	1,523,526.77
2022-04	1,523,526.77	634,067.40	245,258.92	388,808.48	206.86	247,695.39	(1,062.43)	(256.61)	1,665,752.04
2022-05	1,665,752.04	669,438.60	246,963.02	422,475.58	757.06	250,845.46	159,547.98	(636.42)	1,677,713.54
2022-06	1,677,713.54	703,187.50	224,647.94	478,539.56	480.31	233,892.77	14,825.44	(1,194.34)	1,908,248.92
2022-07	1,908,248.92	723,421.30	277,964.48	445,456.82	828.84	300,002.49	5,890.15	(1,224.63)	2,048,208.89
2022-08	2,048,208.89	795,060.00	343,898.42	451,161.58	123.68	351,949.05	14,901.75	(360.55)	2,132,756.54
2022-09	2,132,756.54	640,651.50	284,200.20	356,451.30	923.02	343,064.28	7,995.73	(533.61)	2,137,758.42
2022-10	2,137,758.42	703,514.20	317,821.88	385,692.32	878.56	320,104.57	81,705.18	(1,908.50)	2,122,670.93
2022-11	2,122,670.93	738,628.20	313,328.14	425,300.06	277.00	304,225.91	348,988.84	36.20	1,894,443.04
2022-12	1,894,443.04	774,351.90	321,465.30	452,886.60	506.16	343,672.48	68,919.05	(317.90)	1,934,549.85
FY Total	1,963,424.69	8,099,890.70	3,509,027.81	4,590,862.89	6,040.76	3,599,755.53	1,024,183.15	(10,241.71)	1,934,549.85

10

Pettis County Ambulance District								
Sales Tax Receipts								
Month	2019	2020	2021	2022	2023	Average	Monthly Variance Current Year vs. Prior Year	Monthly % Variance
January	\$ 275,238.22	\$ 257,466.62	\$ 264,396.90	\$ 286,392.33	\$ 328,702.00	\$ 260,906.88	\$ 42,309.67	16.00%
February	\$ 200,000.89	\$ 180,751.36	\$ 208,890.37	\$ 262,591.55		\$ 212,568.07		0.00%
March	\$ 292,433.84	\$ 292,431.19	\$ 323,556.95	\$ 321,103.39		\$ 307,430.32		0.00%
April	\$ 243,568.69	\$ 228,843.18	\$ 247,428.63	\$ 280,073.19		\$ 248,921.53		0.00%
May	\$ 169,357.50	\$ 209,801.88	\$ 273,856.59	\$ 249,464.73		\$ 214,570.35		0.00%
June	\$ 333,280.01	\$ 292,510.84	\$ 400,063.25	\$ 361,791.03		\$ 332,591.29		0.00%
July	\$ 288,954.03	\$ 292,022.40	\$ 303,705.65	\$ 318,000.98		\$ 305,581.40		0.00%
August	\$ 191,437.41	\$ 230,101.25	\$ 260,374.65	\$ 349,777.74		\$ 244,064.49		0.00%
September	\$ 314,866.58	\$ 371,721.16	\$ 384,175.99	\$ 355,188.07		\$ 349,921.44		0.00%
October	\$ 229,876.83	\$ 287,801.16	\$ 333,559.60	\$ 346,463.60		\$ 286,955.37		0.00%
November	\$ 186,018.04	\$ 208,585.94	\$ 235,401.66	\$ 288,647.84		\$ 223,375.97		0.00%
December	\$ 280,878.86	\$ 324,388.35	\$ 378,752.50	\$ 352,723.94		\$ 327,592.56		0.00%
Total	\$ 3,005,910.90	\$ 3,176,425.33	\$ 3,614,162.74	\$ 3,772,218.39	\$ 328,702.00			
Difference from Previous Year	\$ 2,229.86	\$ 170,514.43	\$ 437,737.41	\$ 158,055.65	\$ 42,309.67			
Percent +/-	0.07%	5.67%	13.78%	4.37%	16.00%			
YEAR TO DATE AMOUNTS OF PCAD SALES TAX RECEIPTS								
MONTH	2019 YTD	2020 YTD	2021 YTD	2022 YTD	2023 YTD	CURRENT YEAR VARIANCE	YTD % VARIANCE	
JAN	\$ 275,238.22	\$ 257,466.62	\$ 264,396.90	\$ 286,392.33	\$ 328,702.00	\$ 42,309.67	16.00%	
FEB	\$ 475,239.11	\$ 438,217.98	\$ 473,287.27	\$ 548,983.88			0.00%	
MAR	\$ 767,672.95	\$ 730,649.17	\$ 796,844.22	\$ 870,087.27			0.00%	
APR	\$ 1,011,241.64	\$ 959,492.35	\$ 1,044,272.85	\$ 1,150,160.46			0.00%	
MAY	\$ 1,180,599.14	\$ 1,169,294.23	\$ 1,318,129.44	\$ 1,399,625.19			0.00%	
JUN	\$ 1,513,879.15	\$ 1,461,805.07	\$ 1,718,192.69	\$ 1,761,416.22			0.00%	
JUL	\$ 1,802,833.18	\$ 1,753,827.47	\$ 2,021,898.34	\$ 2,079,417.20			0.00%	
AUG	\$ 1,994,270.59	\$ 1,983,928.72	\$ 2,282,272.99	\$ 2,429,194.94			0.00%	
SEP	\$ 2,309,137.17	\$ 2,355,649.88	\$ 2,666,448.98	\$ 2,784,383.01			0.00%	
OCT	\$ 2,539,014.00	\$ 2,643,451.04	\$ 3,000,008.58	\$ 3,130,846.61			0.00%	
NOV	\$ 2,725,032.04	\$ 2,852,036.98	\$ 3,235,410.24	\$ 3,419,494.45			0.00%	
DEC	\$ 3,005,910.90	\$ 3,176,425.33	\$ 3,614,162.74	\$ 3,772,218.39			0.00%	

11

PETTIS COUNTY AMBULANCE DISTRICT

Bank Balances

As of January 19, 2023

	<u>Jan 19, 23</u>	<u>Jan 5, 23</u>	<u>\$ Change</u>	<u>% Change</u>
Current Assets				
Checking/Savings				
FSA/HSA/HRA	44,625.45	44,822.73	-197.28	-0.44%
Central Bank of Sedalia	3,293,594.67	3,285,270.62	8,324.05	0.25%
Ambulance/ Vehicle Replacement	510,309.79	510,309.79	0.00	0.0%
Building Fund	71,575.39	71,575.39	0.00	0.0%
Equipment Replacement Fund	95,111.57	95,111.57	0.00	0.0%
Total Checking/Savings	<u>4,015,216.87</u>	<u>4,007,090.10</u>	<u>8,126.77</u>	<u>0.2%</u>
Other Current Assets				
LPL Investment Account				
US Treasury Note Mat 12/31/2023	252,499.83	0.00	252,499.83	100.0%
Interest Receivable	138.71	73.57	65.14	88.54%
Insured Cash Account	505.41	253,070.38	-252,564.97	-99.8%
US Treasury Note Due 5/21/23	350,096.28	350,096.28	0.00	0.0%
US Treasury Note Due 7/31/23	349,676.82	349,676.82	0.00	0.0%
Total LPL Investment Account	<u>952,917.05</u>	<u>952,917.05</u>	<u>0.00</u>	<u>0.0%</u>
Total Other Current Assets	<u>952,917.05</u>	<u>952,917.05</u>	<u>0.00</u>	<u>0.0%</u>
Total Current Assets	<u>4,968,133.92</u>	<u>4,960,007.15</u>	<u>8,126.77</u>	<u>0.16%</u>

	<u>Jan 19, 23</u>	<u>Jan 19, 22</u>	<u>\$ Change</u>	<u>% Change</u>
Current Assets				
Checking/Savings				
FSA/HSA/HRA	44,625.45	46,044.00	-1,418.55	-3.08%
Central Bank of Sedalia	3,293,594.67	2,680,948.35	612,646.32	22.85%
Ambulance/ Vehicle Replacement	510,309.79	46,964.49	463,345.30	986.59%
Building Fund	71,575.39	18,421.66	53,153.73	288.54%
Equipment Replacement Fund	95,111.57	51,216.51	43,895.06	85.71%
Total Checking/Savings	<u>4,015,216.87</u>	<u>2,843,595.01</u>	<u>1,171,621.86</u>	<u>41.2%</u>
Other Current Assets				
LPL Investment Account				
US Treasury Note Mat 12/31/2023	252,499.83	0.00	252,499.83	100.0%
Interest Receivable	138.71	0.00	138.71	100.0%
Insured Cash Account	505.41	0.00	505.41	100.0%
US Treasury Note Due 5/21/23	350,096.28	0.00	350,096.28	100.0%
US Treasury Note Due 7/31/23	349,676.82	0.00	349,676.82	100.0%
Total LPL Investment Account	<u>952,917.05</u>	<u>0.00</u>	<u>952,917.05</u>	<u>100.0%</u>
Certificates of Deposit				
Wood & Huston Mat 5.23.22	0.00	351,245.90	-351,245.90	-100.0%
Wood & Huston Mat 9.23.22	0.00	351,245.90	-351,245.90	-100.0%
Wood & Huston Mat 6.5.22	0.00	247,729.87	-247,729.87	-100.0%
Total Certificates of Deposit	<u>0.00</u>	<u>950,221.67</u>	<u>-950,221.67</u>	<u>-100.0%</u>
Total Other Current Assets	<u>952,917.05</u>	<u>950,221.67</u>	<u>2,695.38</u>	<u>0.28%</u>
Total Current Assets	<u>4,968,133.92</u>	<u>3,793,816.68</u>	<u>1,174,317.24</u>	<u>30.95%</u>

PETTIS COUNTY AMBULANCE DISTRICT

Bank Balances

As of January 19, 2023



PETTIS COUNTY AMBULANCE DISTRICT

Cash Reserve Analysis

As of January 19, 2023

	January 19, 2023	January 5, 2023	\$ Change
Total Cash Reserves	\$ 4,968,133.92	\$ 4,960,007.15	\$ 8,126.77
Unpaid bills for Board Approval	\$ (14,765.46)	\$ (293,103.96)	\$ 278,338.50
	\$ 4,953,368.46	\$ 4,666,903.19	\$ 286,465.27
Budgeted Cash Outlay	\$ 8,988,245.03	\$ 8,988,245.03	
BUDGETED MONTHLY CASH	\$ 749,020.42	\$ 749,020.42	
DAILY BUDGETED CASH	\$ 24,625.33	\$ 24,625.33	
Months Cash Reserve	6.61	6.23	0.38
Days Cash Reserve	201.15	189.52	11.63
GENERAL CHECKING ACCT BALANCE	\$ 3,293,594.67	\$ 3,285,270.62	
ANNUAL OPERATING EXPENSES (BUDGET LESS CAPITAL)	\$ 7,185,960.04	\$ 7,185,960.04	
MONTHLY OPERATING EXPENSES	\$ 598,830.00	\$ 598,830.00	
MONTHS CASH ON HAND	5.50	5.49	0.01

PETTIS COUNTY AMBULANCE DISTRICT
Checking Account Register
As of January 19, 2023

Type	Date	Num	Name	Memo	DEPOSIT	WITHDRAWAL	Balance
Central Bank of Sedalia							3,394,587.07
Liability Check	01/05/2023		QuickBooks Payroll Service	Created by Payroll Service on 01/04/2023		109,316.45	3,285,270.62
Deposit	01/05/2023			Deposit Payee:DEPOSIT	270.45		3,285,541.07
Deposit	01/05/2023		Old Surety Life Insurance Company	Deposit	20.00		3,285,561.07
Deposit	01/05/2023		Palmetto GBA		380.76		3,285,941.83
Deposit	01/05/2023		Tricare		1,147.83		3,287,089.66
Check	01/05/2023		Clearent LLC			27.31	3,287,062.35
Deposit	01/05/2023		Bank of America		104.42		3,287,166.77
Deposit	01/05/2023		AETNA		121.52		3,287,288.29
Deposit	01/05/2023		Humana		189.37		3,287,477.66
Deposit	01/05/2023		Humana		373.13		3,287,850.79
Deposit	01/05/2023		United Healthcare Insurance Company		450.58		3,288,301.37
Deposit	01/05/2023				631.47		3,288,932.84
Deposit	01/05/2023		istream		771.29		3,289,704.13
Deposit	01/05/2023		VETERAN'S ADM NISTRATION		1,010.10		3,290,714.23
Deposit	01/05/2023		AETNA		1,017.39		3,291,731.62
Deposit	01/05/2023		UMR		1,492.40		3,293,224.02
Deposit	01/05/2023		AETNA		1,714.00		3,294,938.02
Deposit	01/05/2023		WPS		5,978.82		3,300,916.84
Bill Pmt -Check	01/05/2023	N/A	Spire	#12/21/2022		200.23	3,300,716.61
Transfer	01/06/2023			PR 1.6.23 Payee:to CBSDLA CK 6580		2,772.41	3,297,944.20
Liability Check	01/06/2023	99692421	LINCOLN FINANCIAL GROUP			13,972.82	3,283,971.38
Liability Check	01/06/2023	E-pay	UNITED STATES TREASURY	46-0786417 QB Tracking # 837617082		40,562.42	3,243,408.96
Deposit	01/06/2023		Humana		86.13		3,243,495.09
Deposit	01/06/2023		WPS		187.19		3,243,682.28
Deposit	01/06/2023		United Healthcare Insurance Company		342.10		3,244,024.38
Deposit	01/06/2023		WPS		361.70		3,244,386.08
Deposit	01/06/2023		UHC OF THE MIDWEST		436.95		3,244,823.03
Deposit	01/06/2023		United Healthcare Insurance Company		645.77		3,245,468.80
Deposit	01/06/2023		UHC OF THE MIDWEST		757.35		3,246,226.15
Deposit	01/06/2023		Home State Health Plan		2,202.60		3,248,428.75
Deposit	01/06/2023		United Healthcare Insurance Company		2,283.48		3,250,712.23
Deposit	01/06/2023		Missouri Department of Revenue-Sales Tax		328,702.00		3,579,414.23
Bill Pmt -Check	01/06/2023	N/A	EVERGY	#121622		977.15	3,578,437.08
Liability Check	01/09/2023	99692420	Family Support Center			1,690.62	3,576,746.46
Deposit	01/09/2023		Old Surety Life Insurance Company	Deposit	120.00		3,576,866.46
Deposit	01/09/2023		Old Surety Life Insurance Company	Deposit	93.24		3,576,959.70
Deposit	01/09/2023		EM MD SVCS		24,015.43		3,600,975.13
Deposit	01/09/2023		WPS		89.36		3,601,064.49
Deposit	01/09/2023		WELLCARE		217.85		3,601,282.34
Deposit	01/09/2023		Cigna		298.35		3,601,580.69
Deposit	01/09/2023		Humana		301.98		3,601,882.67

PETTIS COUNTY AMBULANCE DISTRICT
Checking Account Register
As of January 19, 2023

Type	Date	Num	Name	Memo	DEPOSIT	WITHDRAWAL	Balance
Deposit	01/09/2023		Healthy Blue		334.69		3,602,217.36
Deposit	01/09/2023		Bank of America		391.76		3,602,609.12
Deposit	01/09/2023		United Healthcare Insurance Company		1,522.83		3,604,131.95
Deposit	01/09/2023		WPS		4,014.51		3,608,146.46
Deposit	01/10/2023		Old Surety Life Insurance Company	Deposit	100.19		3,608,246.65
Check	01/10/2023		Ice - Masters Inc.			153.14	3,608,093.51
Deposit	01/10/2023		NALCHBP		113.96		3,608,207.47
Deposit	01/10/2023		WPS		118.10		3,608,325.57
Deposit	01/10/2023		Humana		340.74		3,608,666.31
Deposit	01/10/2023		BCBS		860.47		3,609,526.78
Deposit	01/10/2023		United Healthcare Insurance Company		1,090.70		3,610,617.48
Deposit	01/10/2023		BCBS		1,501.29		3,612,118.77
Deposit	01/10/2023		BCBS		1,917.60		3,614,036.37
Deposit	01/10/2023				4,483.94		3,618,520.31
Bill Pmt -Check	01/10/2023	N/A	Sedalia Water Department	#122922B		82.36	3,618,437.95
Bill Pmt -Check	01/10/2023	N/A	Sedalia Water Department	#122922		67.26	3,618,370.69
Bill Pmt -Check	01/10/2023	N/A	Sedalia Water Department	#122922S		12.74	3,618,357.95
Deposit	01/11/2023		Bankcard Services		97.87		3,618,455.82
Deposit	01/11/2023		Healthy Blue		154.80		3,618,610.62
Deposit	01/11/2023		United Healthcare Insurance Company		966.61		3,619,577.23
Deposit	01/11/2023		Cigna		1,647.62		3,621,224.85
Deposit	01/11/2023		VETERAN'S ADM NISTRATION		1,886.94		3,623,111.79
Deposit	01/11/2023		WPS		6,729.74		3,629,841.53
Bill Pmt -Check	01/11/2023		Culligan			359.78	3,629,481.75
Deposit	01/12/2023		Old Surety Life Insurance Company	Deposit	10.00		3,629,491.75
Deposit	01/12/2023		Old Surety Life Insurance Company	Deposit	1,023.10		3,630,514.85
General Journal	01/12/2023	JLL2022.129		B LL 01/12/23 Payables Funding		16,784.00	3,613,730.85
Deposit	01/12/2023		Tricare		969.37		3,614,700.22
Deposit	01/12/2023		HDIC		99.56		3,614,799.78
Deposit	01/12/2023		AARP		387.22		3,615,187.00
Deposit	01/12/2023		WPS		500.39		3,615,687.39
Deposit	01/12/2023		WPS		731.98		3,616,419.37
Deposit	01/12/2023		United Healthcare Insurance Company		2,068.49		3,618,487.86
Deposit	01/12/2023		istream		2,387.97		3,620,875.83
Bill Pmt -Check	01/12/2023	N/A	WEX Bank	#86060040		11,268.49	3,609,607.34
Bill Pmt -Check	01/12/2023	N/A	MEM	#123122		6,882.00	3,602,725.34
Bill Pmt -Check	01/12/2023	N/A	Allstate Supplemental Benefits	#123122		1,739.64	3,600,985.70
Bill Pmt -Check	01/12/2023	N/A	Menards	#010123		12.87	3,600,972.83
General Journal	01/13/2023	JLL2022.128		B LL 01/13/23 Payables Funding		57,331.76	3,543,641.07
Deposit	01/13/2023		United Healthcare Insurance Company		349.61		3,543,990.68
Deposit	01/13/2023		UHC OF THE MIDWEST		499.86		3,544,490.54
Deposit	01/13/2023		UHC OF THE MIDWEST		751.75		3,545,242.29

PETTIS COUNTY AMBULANCE DISTRICT
Checking Account Register
As of January 19, 2023

Type	Date	Num	Name	Memo	DEPOSIT	WITHDRAWAL	Balance
Deposit	01/13/2023		Home State Health Plan		1,161.90		3,546,404.19
Deposit	01/13/2023		United Healthcare Insurance Company		1,231.70		3,547,635.89
Deposit	01/13/2023		Humana		1,681.00		3,549,316.89
Deposit	01/13/2023		WPS		7,772.96		3,557,089.85
Bill Pmt -Check	01/13/2023	99474498	Amazon Business	Check		1,216.31	3,555,873.54
Deposit	01/13/2023			Deposit	436.95		3,556,310.49
Bill Pmt -Check	01/17/2023	N/A	EVERGY	#12282		290.89	3,556,019.60
General Journal	01/17/2023	JLL2022.130		B LL 01/17/23 Payables Funding		177,106.00	3,378,913.60
Check	01/17/2023		istream			409.75	3,378,503.85
Deposit	01/17/2023		WPS		184.54		3,378,688.39
Deposit	01/17/2023		United Healthcare Insurance Company		191.13		3,378,879.52
Deposit	01/17/2023		UHC OF THE MIDWEST		490.95		3,379,370.47
Deposit	01/17/2023		WPS		1,730.70		3,381,101.17
Deposit	01/17/2023		Humana		1,850.74		3,382,951.91
Deposit	01/18/2023		AARP		52.89		3,383,004.80
Deposit	01/18/2023		Bank of America		112.33		3,383,117.13
Deposit	01/18/2023		Humana		199.61		3,383,316.74
Deposit	01/18/2023		BCBS		229.34		3,383,546.08
Deposit	01/18/2023		Healthy Blue		307.89		3,383,853.97
Deposit	01/18/2023		UHC OF THE MIDWEST		463.60		3,384,317.57
Deposit	01/18/2023		WELLCARE		578.28		3,384,895.85
Deposit	01/18/2023		United Healthcare Insurance Company		691.63		3,385,587.48
Deposit	01/18/2023		BCBS		897.10		3,386,484.58
Deposit	01/18/2023		Humana		983.64		3,387,468.22
Deposit	01/18/2023		BCBS		4,138.58		3,391,606.80
Deposit	01/18/2023		BCBS		6,338.68		3,397,945.48
Deposit	01/18/2023		WPS		7,377.78		3,405,323.26
Liability Check	01/19/2023		QuickBooks Payroll Service	Created by Payroll Service on 01/18/2023		111,728.59	3,293,594.67
Total Central Bank of Sedalia							
TOTAL							
					<u>453,972.59</u>	<u>554,964.99</u>	<u>3,293,594.67</u>

PETTIS COUNTY AMBULANCE DISTRICT
A/P Aging Summary
As of January 19, 2023

	<u>Current</u>	<u>1 - 30</u>	<u>31 - 60</u>	<u>61 - 90</u>	<u>> 90</u>	<u>TOTAL</u>
Baxter Healthcare Corp	80.00	0.00	0.00	0.00	0.00	80.00
City of Sedalia	534.63	0.00	0.00	0.00	0.00	534.63
Cole Camp Pharmacy	301.02	0.00	0.00	0.00	0.00	301.02
EMS Management & Consultants, Inc.	7,347.44	0.00	0.00	0.00	0.00	7,347.44
Jim's Tire Service	0.00	481.40	0.00	0.00	0.00	481.40
Patient Refund*	287.72	0.00	0.00	0.00	0.00	287.72
McCarthy, Leonard & Kaemmerer, LC	0.00	3,108.25	0.00	0.00	0.00	3,108.25
Professional Paramedics & EMTS of Pettis County	2,325.00	0.00	0.00	0.00	0.00	2,325.00
Special Waste Services	300.00	0.00	0.00	0.00	0.00	300.00
TOTAL	<u>11,175.81</u>	<u>3,589.65</u>	<u>0.00</u>	<u>0.00</u>	<u>0.00</u>	<u>14,765.46</u>

PETTIS COUNTY AMBULANCE DISTRICT
Unpaid Bills Report for Payables Approval
As of January 19, 2023

<u>Type</u>	<u>Date</u>	<u>Num</u>	<u>Memo</u>	<u>Open Balance</u>
Baxter Healthcare Corp				
Bill	12/23/2022	77563955	SPECTRUM SOFTWARE LICENSE	80.00
Total Baxter Healthcare Corp				<u>80.00</u>
City of Sedalia				
Bill	01/09/2023	0053480	DEC TIF	534.63
Total City of Sedalia				<u>534.63</u>
Cole Camp Pharmacy				
Bill	01/09/2023	010923	Medical Supplies	301.02
Total Cole Camp Pharmacy				<u>301.02</u>
EMS Management & Consultants, Inc.				
Bill	12/31/2021	045002	DEC	3,521.10
Bill	12/31/2021	045002	DEC	549.67
Bill	12/31/2021	045002	CC PMTS	-402.72
Bill	12/31/2021	045002	CC PMTS	-173.25
Bill	12/31/2021	045002	INS CC PMTS	-3,494.80
Bill	12/31/2022	050013	DEC	6,300.08
Bill	12/31/2022	050013	DEC	1,047.36
Total EMS Management & Consultants, Inc.				<u>7,347.44</u>
Jim's Tire Service				
Bill	01/06/2023	2-258017	UNIT 7 (2) TIRES	481.40
Total Jim's Tire Service				<u>481.40</u>
Patient Refund*				
Bill	01/06/2023	22-1353852	REFUND OVERPAYMENT	287.72
Total Patient Refund*				<u>287.72</u>
McCarthy, Leonard & Kaemmerer, LC				
Bill	01/13/2023	1174597	UNION NEGOTIATIONS	3,108.25
Total McCarthy, Leonard & Kaemmerer, LC				<u>3,108.25</u>
Professional Paramedics & EMTS of Pettis				
Bill	12/31/2022	123122	UNION DUES	2,325.00
Total Professional Paramedics & EMTS of Pettis				<u>2,325.00</u>
Special Waste Services				
Bill	01/18/2023	31667	WASTE SERVICE	300.00
Total Special Waste Services				<u>300.00</u>
TOTAL				<u><u>14,765.46</u></u>